

DELAWARE COUNTY, OHIO  
PRIMARY ELECTION  
TUESDAY MAY 8, 2001

	1	2	3	4	5	6	7	8	9	10
1 Registered Voters - TOTAL										
2 Ballots Cast - TOTAL										
3 Percent of Registered Voters										
4 Ballots Cast - REPUBLICAN										
5 Percent of Registered Voters										
6 Ballots Cast - NON-PARTISAN										
0002 COLUMBUS CITY A	1,077	118	10.96	58	5.39	60	5.57	13	21	13
0003 COLUMBUS CITY B	571	68	11.91	35	6.13	33	5.78	5	6	8
0010 DELAWARE CITY 1-A	805	199	24.72	132	16.40	67	8.32	9	42	72
0011 DELAWARE CITY 1-B	750	225	30.00	162	21.60	63	8.40	10	59	87
0012 DELAWARE CITY 1-C	886	251	28.33	190	21.44	61	6.88	7	73	107
0013 DELAWARE CITY 1-D	589	190	32.26	135	22.92	55	9.34	11	46	74
0014 DELAWARE CITY 1-E	822	267	32.48	190	23.11	77	9.37	9	86	91
0015 DELAWARE CITY 1-F	787	194	24.65	135	17.15	59	7.50	9	41	77
0016 DELAWARE CITY 1-G	852	280	32.86	213	25.00	67	7.86	13	78	118
0020 DELAWARE CITY 2-A	661	169	25.57	115	17.40	54	8.17	4	50	55
0021 DELAWARE CITY 2-B	841	117	13.91	61	7.25	56	6.66	7	31	19
0022 DELAWARE CITY 2-C	958	118	12.32	76	7.93	42	4.38	3	46	26
0023 DELAWARE CITY 2-D	1,070	248	23.18	173	16.17	75	7.01	12	43	113
0030 DELAWARE CITY 3-A	568	105	18.49	70	12.32	35	6.16	7	29	29
0031 DELAWARE CITY 3-B	496	80	16.13	43	8.67	37	7.46	2	21	20
0032 DELAWARE CITY 3-C	1,033	175	16.94	120	11.62	55	5.32	10	35	71
0033 DELAWARE CITY 3-D	704	291	41.34	215	30.54	76	10.80	15	95	99
0034 DELAWARE CITY 3-E	841	85	10.11	52	6.18	33	3.92	3	22	26
0035 DELAWARE CITY 3-F	622	134	21.54	90	14.47	44	7.07	15	16	56
0040 DELAWARE CITY 4-A	495	122	24.65	80	16.16	42	8.48	11	40	25
0041 DELAWARE CITY 4-B	523	196	37.48	124	23.71	72	13.77	5	64	54
0042 DELAWARE CITY 4-C	398	162	40.70	107	26.88	55	13.82	1	64	35
0043 DELAWARE CITY 4-D	517	159	30.75	113	21.86	46	8.90	11	49	50
0044 DELAWARE CITY 4-E	531	218	41.05	147	27.68	71	13.37	19	65	61
0045 DELAWARE CITY 4-F	599	120	20.03	90	15.03	30	5.01	11	38	38
0046 DELAWARE CITY 4-G	823	156	18.96	114	13.85	42	5.10	6	53	52
0050 DUBLIN CITY A (WARD 3)	817	32	3.92	28	3.43	4	0.49	5	9	14
0051 DUBLIN CITY B (WARD 3)	792	30	3.79	27	3.41	3	0.38	4	11	11
0052 DUBLIN CITY C (WARD 3)	1,041	33	3.17	26	2.50	7	0.67	3	15	7
0053 DUBLIN CITY D (WARD 3)	1,059	21	1.98	14	1.32	7	0.66	2	8	4
0060 WESTERVILLE CITY A	778	134	17.22	99	12.72	35	4.50	27	29	24
0061 WESTERVILLE CITY B	698	149	21.35	76	10.89	73	10.46	11	28	31
0062 WESTERVILLE CITY C	759	140	18.45	90	11.86	50	6.59	10	26	30
0063 WESTERVILLE CITY D	768	142	18.49	78	10.16	64	8.33	16	31	23
0064 WESTERVILLE CITY E	786	161	20.48	91	11.58	70	8.91	10	18	56
0065 WESTERVILLE CITY F	601	110	18.30	70	11.65	40	6.66	11	30	18
0066 SUNBURY VILLAGE A	797	249	31.24	154	19.32	95	11.92	43	44	53
0067 SUNBURY VILLAGE B	737	205	27.82	118	16.01	87	11.80	19	32	56
0068 SUNBURY VILLAGE C	535	187	34.95	121	22.62	66	12.34	18	28	64
0070 GALENA VILLAGE	223	86	38.57	43	19.28	43	19.28	12	13	15
0071 BERKSHIRE TOWNSHIP A	653	239	36.60	146	22.36	93	14.24	26	54	59
0072 BERKSHIRE TOWNSHIP B	898	293	32.63	180	20.04	113	12.58	23	39	85
0078 BERLIN TOWNSHIP A	743	293	39.43	187	25.17	106	14.27	22	66	85
0079 BERLIN TOWNSHIP B	720	265	36.81	191	26.53	74	10.28	22	41	100
0080 BERLIN TOWNSHIP C	931	242	25.99	151	16.22	91	9.77	19	71	53
0085 BROWN TOWNSHIP A	435	114	26.21	83	19.08	31	7.13	7	19	55
0086 BROWN TOWNSHIP B	489	141	28.83	106	21.68	35	7.16	7	31	66

15:07:38 21-May-2001

	1	2	3	4	5	6	7	8	9	10
0090 SHAWNEE HILLS VILLAGE	376	25	6.65	14	3.72	11	2.93	2	10	2
0091 CONCORD TOWNSHIP A	768	154	20.05	124	16.15	30	3.91	7	45	66
0092 CONCORD TOWNSHIP B	1,080	52	4.81	37	3.43	15	1.39	5	16	13
0093 CONCORD TOWNSHIP C	675	125	18.52	88	13.04	37	5.48	9	27	44
0094 CONCORD TOWNSHIP D	420	116	27.62	76	18.10	40	9.52	7	32	34
0100 DELAWARE TOWNSHIP A	573	184	32.11	127	22.16	57	9.95	9	46	71
0101 DELAWARE TOWNSHIP B	617	153	24.80	114	18.48	39	6.32	12	35	63
0106 GENOA TOWNSHIP A	700	172	24.57	117	16.71	55	7.86	24	30	46
0107 GENOA TOWNSHIP B	637	224	35.16	135	21.19	89	13.97	18	33	56
0108 GENOA TOWNSHIP C	871	92	10.56	50	5.74	42	4.82	5	12	16
0109 GENOA TOWNSHIP D	958	161	16.81	69	7.20	92	9.60	8	16	28
0110 GENOA TOWNSHIP E	754	107	14.19	69	9.15	38	5.04	8	19	37
0111 GENOA TOWNSHIP F	582	190	32.65	107	18.38	83	14.26	29	27	38
0112 GENOA TOWNSHIP G	914	133	14.55	95	10.39	38	4.16	21	25	34
0113 GENOA TOWNSHIP H	970	206	21.24	127	13.09	79	8.14	30	30	40
0114 GENOA TOWNSHIP I	965	123	12.75	71	7.36	52	5.39	20	13	35
0115 GENOA TOWNSHIP J	643	154	23.95	81	12.60	73	11.35	22	24	25
0116 GENOA TOWNSHIP K	695	107	15.40	70	10.07	37	5.32	13	18	33
0120 HARLEM TOWNSHIP A	622	198	31.83	126	20.26	72	11.58	26	39	46
0121 HARLEM TOWNSHIP B	752	229	30.45	122	16.22	107	14.23	26	55	25
0122 HARLEM TOWNSHIP C	687	223	32.46	148	21.54	75	10.92	24	46	56
0123 HARLEM TOWNSHIP D	543	70	12.89	35	6.45	35	6.45	4	10	13
0130 KINGSTON TOWNSHIP A	574	173	30.14	107	18.64	66	11.50	10	37	56
0131 KINGSTON TOWNSHIP B	554	189	34.12	123	22.20	66	11.91	13	24	66
0140 POWELL VILLAGE A	711	237	33.33	167	23.49	70	9.85	44	79	36
0141 POWELL VILLAGE B	701	187	26.68	126	17.97	61	8.70	35	21	62
0142 POWELL VILLAGE C	996	331	33.23	248	24.90	83	8.33	77	69	74
0143 POWELL VILLAGE D	1,044	347	33.24	217	20.79	130	12.45	73	59	72
0144 POWELL VILLAGE E	973	263	27.03	181	18.60	82	8.43	90	16	69
0147 LIBERTY TOWNSHIP A	712	229	32.16	140	19.66	89	12.50	38	38	54
0148 LIBERTY TOWNSHIP B	588	239	40.65	153	26.02	86	14.63	25	46	74
0149 LIBERTY TOWNSHIP C	967	331	34.23	212	21.92	119	12.31	31	45	120
0150 LIBERTY TOWNSHIP D	597	209	35.01	154	25.80	55	9.21	42	41	59
0151 LIBERTY TOWNSHIP E	1,027	370	36.03	250	24.34	120	11.68	62	33	139
0152 LIBERTY TOWNSHIP F	987	180	18.24	119	12.06	61	6.18	47	22	44
0153 LIBERTY TOWNSHIP G	964	102	10.58	52	5.39	50	5.19	9	11	28
0154 LIBERTY TOWNSHIP H	785	166	21.15	114	14.52	52	6.62	33	26	49
0155 LIBERTY TOWNSHIP I	795	182	22.89	108	13.58	74	9.31	29	26	41
0160 MARLBORO TOWNSHIP	163	50	30.67	41	25.15	9	5.52	3	10	27
0165 ORANGE TOWNSHIP A	857	293	34.19	191	22.29	102	11.90	38	59	78
0166 ORANGE TOWNSHIP B	925	223	24.11	146	15.78	77	8.32	45	32	46
0167 ORANGE TOWNSHIP C	898	192	21.38	110	12.25	82	9.13	19	35	42
0168 ORANGE TOWNSHIP D	932	236	25.32	141	15.13	95	10.19	49	24	53
0169 ORANGE TOWNSHIP E	770	213	27.66	134	17.40	79	10.26	38	33	56
0170 ORANGE TOWNSHIP F	956	308	32.22	176	18.41	132	13.81	50	39	70
0171 ORANGE TOWNSHIP G	980	95	9.69	45	4.59	50	5.10	7	12	17
0172 ORANGE TOWNSHIP H	740	216	29.19	114	15.41	102	13.78	52	21	33
0173 ORANGE TOWNSHIP I	645	168	26.05	105	16.28	63	9.77	29	24	45
0174 ORANGE TOWNSHIP J	892	133	14.91	67	7.51	66	7.40	21	10	30
0180 ASHLEY VILLAGE A	454	98	21.59	71	15.64	27	5.95	6	29	28
0181 ASHLEY VILLAGE B	340	116	34.12	68	20.00	48	14.12	9	21	36
0185 OXFORD TOWNSHIP	578	154	26.64	116	20.07	38	6.57	6	42	64
0190 PORTER TOWNSHIP A	599	152	25.38	89	14.86	63	10.52	13	25	43
0191 PORTER TOWNSHIP B	668	241	36.08	110	16.47	131	19.61	17	29	56
0200 RADNOR TOWNSHIP A	511	167	32.68	133	26.03	34	6.65	7	68	54
0201 RADNOR TOWNSHIP B	525	170	32.38	145	27.62	25	4.76	5	65	74
0210 OSTRANDER VILLAGE	318	71	22.33	42	13.21	29	9.12	4	13	25

15:07:38 21-May-2001

	1	2	3	4	5	6	7	8	9	10
0213 SCIOTO TOWNSHIP A	869	153	17.61	117	13.46	36	4.14	12	43	61
0214 SCIOTO TOWNSHIP B	704	159	22.59	110	15.63	49	6.96	10	31	62
0225 THOMPSON TOWNSHIP	415	92	22.17	61	14.70	31	7.47	4	25	30
0230 TRENTON TOWNSHIP A	695	260	37.41	140	20.14	120	17.27	25	26	74
0231 TRENTON TOWNSHIP B	746	292	39.14	164	21.98	128	17.16	17	39	89
0240 TROY TOWNSHIP A	605	182	30.08	143	23.64	39	6.45	19	46	75
0241 TROY TOWNSHIP B	800	209	26.13	143	17.87	66	8.25	6	48	78
TOTAL	80,441	19,289	23.98	12,514	15.56	6,775	8.42	2,043	3,906	5,595
COLUMBUS CITY TOTAL	1,648	186	11.29	93	5.64	93	5.64	18	27	21
DELAWARE CITY TOTAL	17,171	4,261	24.82	2,947	17.16	1,314	7.65	210	1,186	1,455
DELAWARE CITY WARD 1 TOTAL	5,491	1,606	29.25	1,157	21.07	449	8.18	68	425	626
DELAWARE CITY WARD 2 TOTAL	3,530	652	18.47	425	12.04	227	6.43	26	170	213
DELAWARE CITY WARD 3 TOTAL	4,264	870	20.40	590	13.84	280	6.57	52	218	301
DELAWARE CITY WARD 4 TOTAL	3,886	1,133	29.16	775	19.94	358	9.21	64	373	315
DUBLIN CITY TOTAL	3,709	116	3.13	95	2.56	21	0.57	14	43	36
WESTERVILLE CITY TOTAL	4,390	836	19.04	504	11.48	332	7.56	85	162	182
BERKSHIRE TOWNSHIP TOTAL	1,774	618	34.84	369	20.80	249	14.04	61	106	159
BERLIN TOWNSHIP TOTAL	2,394	800	33.42	529	22.10	271	11.32	63	178	238
BROWN TOWNSHIP TOTAL	924	255	27.60	189	20.45	66	7.14	14	50	121
CONCORD TOWNSHIP TOTAL	2,943	447	15.19	325	11.04	122	4.15	28	120	157
DELAWARE TOWNSHIP TOTAL	1,190	337	28.32	241	20.25	96	8.07	21	81	134
GENOA TOWNSHIP TOTAL	8,689	1,669	19.21	991	11.41	678	7.80	198	247	388
HARLEM TOWNSHIP TOTAL	2,604	720	27.65	431	16.55	289	11.10	80	150	140
KINGSTON TOWNSHIP TOTAL	1,128	362	32.09	230	20.39	132	11.70	23	61	122
LIBERTY TOWNSHIP TOTAL	11,847	3,373	28.47	2,241	18.92	1,132	9.56	635	532	921
MARLBORO TOWNSHIP TOTAL	163	50	30.67	41	25.15	9	5.52	3	10	27
ORANGE TOWNSHIP TOTAL	9,672	2,195	22.69	1,287	13.31	908	9.39	361	310	483
OXFORD TOWNSHIP TOTAL	578	154	26.64	116	20.07	38	6.57	6	42	64
PORTER TOWNSHIP TOTAL	1,267	393	31.02	199	15.71	194	15.31	30	54	99
RADNOR TOWNSHIP TOTAL	1,036	337	32.53	278	26.83	59	5.69	12	133	128
SCIOTO TOWNSHIP TOTAL	1,891	383	20.25	269	14.23	114	6.03	26	87	148
THOMPSON TOWNSHIP TOTAL	415	92	22.17	61	14.70	31	7.47	4	25	30
TRENTON TOWNSHIP TOTAL	1,441	552	38.31	304	21.10	248	17.21	42	65	163
TROY TOWNSHIP TOTAL	1,405	391	27.83	286	20.36	105	7.47	25	94	153
GALENA VILLAGE TOTAL	223	86	38.57	43	19.28	43	19.28	12	13	15
SUNBURY VILLAGE TOTAL	2,069	641	30.98	393	18.99	248	11.99	80	104	173
SHAWNEE HILL VILLAGE TOTAL	376	25	6.65	14	3.72	11	2.93	2	10	2
POWELL VILLAGE TOTAL	4,425	1,365	30.85	939	21.22	426	9.63	319	244	313
ASHLEY VILLAGE TOTAL	794	214	26.95	139	17.51	75	9.45	15	50	64
OSTRANDER VILLAGE TOTAL	318	71	22.33	42	13.21	29	9.12	4	13	25

We, the undersigned, certify that the above results

are true and correct.

Signed:

\_\_\_\_\_

\_\_\_\_\_

\_\_\_\_\_

DELAWARE COUNTY, OHIO  
 PRIMARY ELECTION  
 TUESDAY MAY 8, 2001

FOR MEMBER OF COUNCIL - CITY OF COLUMBUS  
 VOTE FOR NOT MORE THAN 3

- 11 KEVIN L. BOYCE
- 12 SALLIE GIBSON
- 13 ANNIE HALL
- 14 STU HARRIS
- 15 JOHN MCGOVERN
- 16 MIKE MITCHELL
- 17 MARYELLEN O'SHAUGHNESSY
- 18 GREG RICHEY

19 RICHARD W. SENSENBRENNER  
 DELAWARE COUNTY - PROPOSED TAX LEVY - MRDD  
 REPLACEMENT - 2.1 MILLS - 5 YEARS - TAX YEAR 2001  
 20 FOR THE TAX LEVY  
 21 AGAINST TAX LEVY  
 DELAWARE COUNTY - PROPOSED TAX LEVY - 911  
 REPLACE & DECREASE 0.61-0.31=0.31 - 5 YRS - TAX YR 2001  
 22 FOR THE TAX LEVY  
 23 AGAINST THE TAX LEVY

	11	12	13	14	15	16	17	18	19	20	21	22	23
0002 COLUMBUS CITY A	31	20	47	15	11	9	57	9	37	75	35	.	.
0003 COLUMBUS CITY B	11	3	20	6	9	5	22	7	22	47	20	.	.
0010 DELAWARE CITY 1-A	.	.	.	.	.	.	.	.	.	134	60	141	55
0011 DELAWARE CITY 1-B	.	.	.	.	.	.	.	.	.	162	59	162	59
0012 DELAWARE CITY 1-C	.	.	.	.	.	.	.	.	.	184	61	181	61
0013 DELAWARE CITY 1-D	.	.	.	.	.	.	.	.	.	126	63	130	59
0014 DELAWARE CITY 1-E	.	.	.	.	.	.	.	.	.	161	105	180	85
0015 DELAWARE CITY 1-F	.	.	.	.	.	.	.	.	.	128	62	135	53
0016 DELAWARE CITY 1-G	.	.	.	.	.	.	.	.	.	155	116	173	98
0020 DELAWARE CITY 2-A	.	.	.	.	.	.	.	.	.	110	56	106	60
0021 DELAWARE CITY 2-B	.	.	.	.	.	.	.	.	.	59	54	44	68
0022 DELAWARE CITY 2-C	.	.	.	.	.	.	.	.	.	73	45	64	54
0023 DELAWARE CITY 2-D	.	.	.	.	.	.	.	.	.	153	93	165	80
0030 DELAWARE CITY 3-A	.	.	.	.	.	.	.	.	.	69	34	64	39
0031 DELAWARE CITY 3-B	.	.	.	.	.	.	.	.	.	35	44	37	42
0032 DELAWARE CITY 3-C	.	.	.	.	.	.	.	.	.	105	69	103	69
0033 DELAWARE CITY 3-D	.	.	.	.	.	.	.	.	.	226	58	222	61
0034 DELAWARE CITY 3-E	.	.	.	.	.	.	.	.	.	67	15	68	15
0035 DELAWARE CITY 3-F	.	.	.	.	.	.	.	.	.	80	53	92	41
0040 DELAWARE CITY 4-A	.	.	.	.	.	.	.	.	.	77	44	74	48
0041 DELAWARE CITY 4-B	.	.	.	.	.	.	.	.	.	139	57	136	59
0042 DELAWARE CITY 4-C	.	.	.	.	.	.	.	.	.	115	45	119	41
0043 DELAWARE CITY 4-D	.	.	.	.	.	.	.	.	.	96	60	100	56
0044 DELAWARE CITY 4-E	.	.	.	.	.	.	.	.	.	161	56	153	60
0045 DELAWARE CITY 4-F	.	.	.	.	.	.	.	.	.	53	65	44	74
0046 DELAWARE CITY 4-G	.	.	.	.	.	.	.	.	.	81	74	90	66
0050 DUBLIN CITY A (WARD 3)	.	.	.	.	.	.	.	.	.	21	11	.	.
0051 DUBLIN CITY B (WARD 3)	.	.	.	.	.	.	.	.	.	15	15	.	.
0052 DUBLIN CITY C (WARD 3)	.	.	.	.	.	.	.	.	.	22	11	.	.
0053 DUBLIN CITY D (WARD 3)	.	.	.	.	.	.	.	.	.	19	2	.	.
0060 WESTERVILLE CITY A	.	.	.	.	.	.	.	.	.	58	76	.	.
0061 WESTERVILLE CITY B	.	.	.	.	.	.	.	.	.	88	61	.	.
0062 WESTERVILLE CITY C	.	.	.	.	.	.	.	.	.	94	45	.	.
0063 WESTERVILLE CITY D	.	.	.	.	.	.	.	.	.	79	57	.	.
0064 WESTERVILLE CITY E	.	.	.	.	.	.	.	.	.	119	38	.	.
0065 WESTERVILLE CITY F	.	.	.	.	.	.	.	.	.	75	34	.	.
0066 SUNBURY VILLAGE A	.	.	.	.	.	.	.	.	.	147	96	164	79
0067 SUNBURY VILLAGE B	.	.	.	.	.	.	.	.	.	108	93	118	82
0068 SUNBURY VILLAGE C	.	.	.	.	.	.	.	.	.	103	81	109	74
0070 GALENA VILLAGE	.	.	.	.	.	.	.	.	.	50	36	47	39
0071 BERKSHIRE TOWNSHIP A	.	.	.	.	.	.	.	.	.	123	110	142	92
0072 BERKSHIRE TOWNSHIP B	.	.	.	.	.	.	.	.	.	161	124	207	78
0078 BERLIN TOWNSHIP A	.	.	.	.	.	.	.	.	.	160	128	175	109

15:07:38 21-May-2001

	11	12	13	14	15	16	17	18	19	20	21	22	23
0079 BERLIN TOWNSHIP B	.	.	.	.	.	.	.	.	.	150	106	185	72
0080 BERLIN TOWNSHIP C	.	.	.	.	.	.	.	.	.	131	108	155	81
0085 BROWN TOWNSHIP A	.	.	.	.	.	.	.	.	.	44	67	57	53
0086 BROWN TOWNSHIP B	.	.	.	.	.	.	.	.	.	63	75	86	49
0090 SHAWNEE HILLS VILLAGE	.	.	.	.	.	.	.	.	.	12	13	18	7
0091 CONCORD TOWNSHIP A	.	.	.	.	.	.	.	.	.	84	68	95	54
0092 CONCORD TOWNSHIP B	.	.	.	.	.	.	.	.	.	29	23	37	15
0093 CONCORD TOWNSHIP C	.	.	.	.	.	.	.	.	.	61	62	78	45
0094 CONCORD TOWNSHIP D	.	.	.	.	.	.	.	.	.	55	61	65	50
0100 DELAWARE TOWNSHIP A	.	.	.	.	.	.	.	.	.	100	84	112	68
0101 DELAWARE TOWNSHIP B	.	.	.	.	.	.	.	.	.	93	55	100	50
0106 GENOA TOWNSHIP A	.	.	.	.	.	.	.	.	.	86	85	116	52
0107 GENOA TOWNSHIP B	.	.	.	.	.	.	.	.	.	102	117	128	90
0108 GENOA TOWNSHIP C	.	.	.	.	.	.	.	.	.	57	33	68	21
0109 GENOA TOWNSHIP D	.	.	.	.	.	.	.	.	.	96	61	116	41
0110 GENOA TOWNSHIP E	.	.	.	.	.	.	.	.	.	54	49	77	29
0111 GENOA TOWNSHIP F	.	.	.	.	.	.	.	.	.	100	88	115	67
0112 GENOA TOWNSHIP G	.	.	.	.	.	.	.	.	.	73	59	92	40
0113 GENOA TOWNSHIP H	.	.	.	.	.	.	.	.	.	126	74	154	46
0114 GENOA TOWNSHIP I	.	.	.	.	.	.	.	.	.	74	46	84	37
0115 GENOA TOWNSHIP J	.	.	.	.	.	.	.	.	.	75	75	90	58
0116 GENOA TOWNSHIP K	.	.	.	.	.	.	.	.	.	66	40	78	29
0120 HARLEM TOWNSHIP A	.	.	.	.	.	.	.	.	.	94	99	131	63
0121 HARLEM TOWNSHIP B	.	.	.	.	.	.	.	.	.	98	124	145	79
0122 HARLEM TOWNSHIP C	.	.	.	.	.	.	.	.	.	92	124	127	92
0123 HARLEM TOWNSHIP D	.	.	.	.	.	.	.	.	.	24	43	34	32
0130 KINGSTON TOWNSHIP A	.	.	.	.	.	.	.	.	.	84	87	113	59
0131 KINGSTON TOWNSHIP B	.	.	.	.	.	.	.	.	.	87	99	103	83
0140 POWELL VILLAGE A	.	.	.	.	.	.	.	.	.	159	69	196	36
0141 POWELL VILLAGE B	.	.	.	.	.	.	.	.	.	123	57	147	35
0142 POWELL VILLAGE C	.	.	.	.	.	.	.	.	.	232	84	264	54
0143 POWELL VILLAGE D	.	.	.	.	.	.	.	.	.	209	122	261	72
0144 POWELL VILLAGE E	.	.	.	.	.	.	.	.	.	158	82	199	48
0147 LIBERTY TOWNSHIP A	.	.	.	.	.	.	.	.	.	152	68	180	42
0148 LIBERTY TOWNSHIP B	.	.	.	.	.	.	.	.	.	114	123	137	98
0149 LIBERTY TOWNSHIP C	.	.	.	.	.	.	.	.	.	203	119	226	94
0150 LIBERTY TOWNSHIP D	.	.	.	.	.	.	.	.	.	124	73	153	49
0151 LIBERTY TOWNSHIP E	.	.	.	.	.	.	.	.	.	212	147	267	94
0152 LIBERTY TOWNSHIP F	.	.	.	.	.	.	.	.	.	105	69	133	43
0153 LIBERTY TOWNSHIP G	.	.	.	.	.	.	.	.	.	64	36	79	18
0154 LIBERTY TOWNSHIP H	.	.	.	.	.	.	.	.	.	122	38	139	20
0155 LIBERTY TOWNSHIP I	.	.	.	.	.	.	.	.	.	98	80	125	52
0160 MARLBORO TOWNSHIP	.	.	.	.	.	.	.	.	.	26	21	32	15
0165 ORANGE TOWNSHIP A	.	.	.	.	.	.	.	.	.	152	132	193	88
0166 ORANGE TOWNSHIP B	.	.	.	.	.	.	.	.	.	135	82	167	51
0167 ORANGE TOWNSHIP C	.	.	.	.	.	.	.	.	.	99	89	136	52
0168 ORANGE TOWNSHIP D	.	.	.	.	.	.	.	.	.	131	98	170	55
0169 ORANGE TOWNSHIP E	.	.	.	.	.	.	.	.	.	153	52	167	38
0170 ORANGE TOWNSHIP F	.	.	.	.	.	.	.	.	.	196	104	237	61
0171 ORANGE TOWNSHIP G	.	.	.	.	.	.	.	.	.	52	40	64	28
0172 ORANGE TOWNSHIP H	.	.	.	.	.	.	.	.	.	132	73	162	48
0173 ORANGE TOWNSHIP I	.	.	.	.	.	.	.	.	.	104	59	125	36
0174 ORANGE TOWNSHIP J	.	.	.	.	.	.	.	.	.	77	51	98	32
0180 ASHLEY VILLAGE A	.	.	.	.	.	.	.	.	.	54	44	56	41
0181 ASHLEY VILLAGE B	.	.	.	.	.	.	.	.	.	64	52	74	42
0185 OXFORD TOWNSHIP	.	.	.	.	.	.	.	.	.	93	60	105	48
0190 PORTER TOWNSHIP A	.	.	.	.	.	.	.	.	.	65	86	96	52

	11	12	13	14	15	16	17	18	19	20	21	22	23
0191 PORTER TOWNSHIP B	.	.	.	.	.	.	.	.	.	120	118	145	89
0200 RADNOR TOWNSHIP A	.	.	.	.	.	.	.	.	.	93	71	107	55
0201 RADNOR TOWNSHIP B	.	.	.	.	.	.	.	.	.	107	60	110	56
0210 OSTRANDER VILLAGE	.	.	.	.	.	.	.	.	.	38	33	51	20
0213 SCIOTO TOWNSHIP A	.	.	.	.	.	.	.	.	.	83	69	87	66
0214 SCIOTO TOWNSHIP B	.	.	.	.	.	.	.	.	.	74	82	92	65
0225 THOMPSON TOWNSHIP	.	.	.	.	.	.	.	.	.	50	42	50	42
0230 TRENTON TOWNSHIP A	.	.	.	.	.	.	.	.	.	117	136	166	86
0231 TRENTON TOWNSHIP B	.	.	.	.	.	.	.	.	.	139	145	186	103
0240 TROY TOWNSHIP A	.	.	.	.	.	.	.	.	.	81	99	95	85
0241 TROY TOWNSHIP B	.	.	.	.	.	.	.	.	.	86	118	101	105
TOTAL	42	23	67	21	20	14	79	16	59	11,119	7,729	12,082	5,632
COLUMBUS CITY TOTAL	42	23	67	21	20	14	79	16	59	122	55	.	.
DELAWARE CITY TOTAL	.	.	.	.	.	.	.	.	.	2,749	1,448	2,783	1,403
DELAWARE CITY WARD 1 TOTAL	.	.	.	.	.	.	.	.	.	1,050	526	1,102	470
DELAWARE CITY WARD 2 TOTAL	.	.	.	.	.	.	.	.	.	395	248	379	262
DELAWARE CITY WARD 3 TOTAL	.	.	.	.	.	.	.	.	.	582	273	586	267
DELAWARE CITY WARD 4 TOTAL	.	.	.	.	.	.	.	.	.	722	401	716	404
DUBLIN CITY TOTAL	.	.	.	.	.	.	.	.	.	77	39	.	.
WESTERVILLE CITY TOTAL	.	.	.	.	.	.	.	.	.	513	311	.	.
BERKSHIRE TOWNSHIP TOTAL	.	.	.	.	.	.	.	.	.	334	270	396	209
BERLIN TOWNSHIP TOTAL	.	.	.	.	.	.	.	.	.	441	342	515	262
BROWN TOWNSHIP TOTAL	.	.	.	.	.	.	.	.	.	107	142	143	102
CONCORD TOWNSHIP TOTAL	.	.	.	.	.	.	.	.	.	229	214	275	164
DELAWARE TOWNSHIP TOTAL	.	.	.	.	.	.	.	.	.	193	139	212	118
GENOA TOWNSHIP TOTAL	.	.	.	.	.	.	.	.	.	909	727	1,118	510
HARLEM TOWNSHIP TOTAL	.	.	.	.	.	.	.	.	.	308	390	437	266
KINGSTON TOWNSHIP TOTAL	.	.	.	.	.	.	.	.	.	171	186	216	142
LIBERTY TOWNSHIP TOTAL	.	.	.	.	.	.	.	.	.	2,075	1,167	2,506	755
MARLBORO TOWNSHIP TOTAL	.	.	.	.	.	.	.	.	.	26	21	32	15
ORANGE TOWNSHIP TOTAL	31	20	47	15	11	9	57	9	37	1,306	815	1,519	489
OXFORD TOWNSHIP TOTAL	.	.	.	.	.	.	.	.	.	93	60	105	48
PORTER TOWNSHIP TOTAL	.	.	.	.	.	.	.	.	.	185	204	241	141
RADNOR TOWNSHIP TOTAL	.	.	.	.	.	.	.	.	.	200	131	217	111
SCIOTO TOWNSHIP TOTAL	.	.	.	.	.	.	.	.	.	195	184	230	151
THOMPSON TOWNSHIP TOTAL	.	.	.	.	.	.	.	.	.	50	42	50	42
TRENTON TOWNSHIP TOTAL	.	.	.	.	.	.	.	.	.	256	281	352	189
TROY TOWNSHIP TOTAL	.	.	.	.	.	.	.	.	.	167	217	196	190
GALENA VILLAGE TOTAL	.	.	.	.	.	.	.	.	.	50	36	47	39
SUNBURY VILLAGE TOTAL	.	.	.	.	.	.	.	.	.	358	270	391	235
SHAWNEE HILL VILLAGE TOTAL	.	.	.	.	.	.	.	.	.	12	13	18	7
POWELL VILLAGE TOTAL	.	.	.	.	.	.	.	.	.	881	414	1,067	245
ASHLEY VILLAGE TOTAL	.	.	.	.	.	.	.	.	.	118	96	130	83
OSTRANDER VILLAGE TOTAL	.	.	.	.	.	.	.	.	.	38	33	51	20

DELAWARE COUNTY, OHIO  
PRIMARY ELECTION  
TUESDAY MAY 8, 2001

We, the undersigned, certify that the above results  
are true and correct.

Signed:

*David H. Staley, Chairman*

---

---

15:07:38 21-May-2001

DELAWARE COUNTY, OHIO
PRIMARY ELECTION
TUESDAY MAY 8, 2001

DELAWARE JOINT VOCATIONAL SD - PROPOSED TAX LEVY -- ADD
1.7 MILLS - 5 YEARS - TAX YR 2001 - RENOVATE - CURRENT E
24 FOR THE TAX LEVY
25 AGAINST THE TA LEVY

BIG WALNUT LOCAL SD - PROPOSED BOND ISSUE \$16,800,000
NEW ELEMENTARY & RENOV -2.8 MILLS 28 YRS - TAX YR 2001
26 FOR THE BOND ISSUE
27 AGAINST THE BOND ISSUE

DELAWARE CITY SD - PROPOSED TAX LEVY - REPLACEMENT
8.9 MILLS 5 YEARS - TAX YR 2001 - NEW HIGH MIDDLE RENOV
28 FOR THE TAX LEVY
29 AGAINST THE TAX LEVY

OLENTANGY LOCAL SD - PROPOSED BOND ISSUE - \$73,100,000
3.1 MILLS - 28 YRS - TAX YEAR 2001 - HIGH & MIDDLE SCH
30 FOR THE BOND ISSUE
31 AGAINST THE BOND ISSUE

TRI-TOWNSHIP FIRE DISTRICT - PROPOSED TAX LEVY - REPLACE
3.5 MILLS - 5 YRS - TAX YR 2001 - FIRE PROTECTION
32 FOR THE TAX LEVY
33 AGAINST THE TAX LEVY

ASHLEY VILLAGE - PROPOSED TAX LEVY - REPLACEMENT
3. MILLS - 5 YRS - TAX YEAR 2001 - ROADS AND BRIDGES
34 FOR THE TAX LEVY
35 AGAINST THE TAX LEVY

Table with columns for ballot numbers (24-35) and rows for various municipalities including Columbus City A, Delaware City 1-A through 4-F, Westerville City A, Sunbury Village A-C, Galena Village, Berkshire Township A-B, Berlin Township A-C, Brown Township A-C, Concord Township A-C, and Ashley Village.



15:07:38 21-May-2001

0094 CONCORD TOWNSHIP D	24.....25	26.....27	28.....29	30.....31	32.....33	34.....35
0100 DELAWARE TOWNSHIP A	44 71	.	.	.	.	.
0101 DELAWARE TOWNSHIP B	84 98	.	64 77	20 23	89 35	.
0106 GENOA TOWNSHIP A	80 70	.	72 55	12 10	83 29	.
0107 GENOA TOWNSHIP B	32 89	38 85	.	.	.	.
0110 GENOA TOWNSHIP E	72 148	45 78	.	31 69	.	.
0111 GENOA TOWNSHIP F	7.....25	9.....22	.	.	.	.
0112 GENOA TOWNSHIP G	69 116	84 104	.	.	.	.
0113 GENOA TOWNSHIP H	0 0	.	.	.	.	.
0115 GENOA TOWNSHIP J	74 61	0 1	.	106 35	.	.
0120 HARLEM TOWNSHIP A	12 42	15 40	.	.	.	.
0121 HARLEM TOWNSHIP B	76 121	81 117	.	.	.	.
0122 HARLEM TOWNSHIP C	57.....165	76.....151	.	.	.	.
0123 HARLEM TOWNSHIP D	59 162	66 156	.	.	.	.
0130 KINGSTON TOWNSHIP A	17 44	19 43	.	.	.	.
0131 KINGSTON TOWNSHIP B	62 110	20 30	.	.	.	.
0140 POWELL VILLAGE A	68 117	86 103	.	.	.	.
0141 POWELL VILLAGE B	135 92	.	.	177 58	.	.
0142 POWELL VILLAGE C	97.....83	.	.	133.....53	.	.
0143 POWELL VILLAGE D	166 143	.	.	249 80	.	.
0144 POWELL VILLAGE E	167 164	.	.	262 77	.	.
0147 LIBERTY TOWNSHIP A	128 115	.	.	209 47	.	.
0148 LIBERTY TOWNSHIP B	113 104	.	.	144 84	.	.
0149 LIBERTY TOWNSHIP C	92 143	.	.	91 146	.	.
0150 LIBERTY TOWNSHIP D	159.....163	.	.	154.....174	.	.
0151 LIBERTY TOWNSHIP E	102 98	.	.	121 82	.	.
0152 LIBERTY TOWNSHIP F	167 189	.	.	247 120	.	.
0153 LIBERTY TOWNSHIP G	80 89	.	.	123 55	.	.
0154 LIBERTY TOWNSHIP H	54 44	.	.	75 25	.	.
0155 LIBERTY TOWNSHIP I	95 63	.	.	122 44	.	.
0160 MARLBORO TOWNSHIP	84.....95	.	.	127.....54	.	.
0165 ORANGE TOWNSHIP A	18 31	.	.	.	.	.
0166 ORANGE TOWNSHIP B	131 151	.	.	152 136	.	.
0167 ORANGE TOWNSHIP C	100 114	.	.	149 72	.	.
0168 ORANGE TOWNSHIP D	85 104	.	.	104 83	.	.
0169 ORANGE TOWNSHIP E	111 121	.	.	146 87	.	.
0170 ORANGE TOWNSHIP F	112.....92	.	.	172.....41	.	.
0171 ORANGE TOWNSHIP G	142 153	.	.	214 93	.	.
0172 ORANGE TOWNSHIP H	43 49	.	.	58 35	.	.
0173 ORANGE TOWNSHIP I	110 98	.	.	169 46	.	.
0174 ORANGE TOWNSHIP J	84 79	.	.	115 53	.	.
0180 ASHLEY VILLAGE A	70 58	.	.	97 35	.	.
0181 ASHLEY VILLAGE B	33.....64	.	.	.	.	52.....43
0185 OXFORD TOWNSHIP	49 64	.	.	.	.	76 37
0190 PORTER TOWNSHIP A	56 98	.	.	.	.	.
0191 PORTER TOWNSHIP B	28 81	38 75	.	.	.	.
0200 RADNOR TOWNSHIP A	83 135	97 125	.	.	.	.
0201 RADNOR TOWNSHIP B	69 96	.	.	.	.	.
0210 OSTRANDER VILLAGE	80.....87	.	.	.	.	.
0213 SCIOTO TOWNSHIP A	31 37	.	.	.	.	.
0214 SCIOTO TOWNSHIP B	53 87	.	.	.	.	.
0225 THOMPSON TOWNSHIP	63 89	.	.	.	.	.
0230 TRENTON TOWNSHIP A	22 46	.	.	.	.	.
0231 TRENTON TOWNSHIP B	86 167	96 162	.	.	.	.
0240 TROY TOWNSHIP A	107.....180	121.....168	.	.	.	.
0241 TROY TOWNSHIP B	73 107	.	27 52	.	84 44	.
	64 143	.	79 117	.	86 56	.

	24.....25	26.....27	28.....29	30.....31	32.....33	34.....35
TOTAL	7,785 9,061	1,459 2,098	2,799 1,927	4,364 2,400	476 237	128 80
COLUMBUS CITY TOTAL	99 76	.	.	126 54	.	.
DELAWARE CITY TOTAL	2,239 1,960	.	2,557 1,626	11 4	.	.
DELAWARE CITY WARD 1 TOTAL	854 724	.	1,019 561	.	.	.
DELAWARE CITY WARD 2 TOTAL	286 357	.	343 300	.	.	.
DELAWARE CITY WARD 3 TOTAL	480...374	.	517...322	11.....4	.	.
DELAWARE CITY WARD 4 TOTAL	619 505	.	678 443	.	.	.
WESTERVILLE CITY TOTAL	1 3	.	.	2 2	.	.
BERKSHIRE TOWNSHIP TOTAL	257 351	270 300	.	19 25	.	.
BERLIN TOWNSHIP TOTAL	363 423	.	.	403 389	.	.
BROWN TOWNSHIP TOTAL	96 157	.	.	.	134 73	.
CONCORD TOWNSHIP TOTAL	164...232	.	.	24.....9	.	.
DELAWARE TOWNSHIP TOTAL	164 168	.	136 132	32 33	172 64	.
GENOA TOWNSHIP TOTAL	266 481	191 330	.	137 104	.	.
HARLEM TOWNSHIP TOTAL	209 492	242 467	.	.	.	.
KINGSTON TOWNSHIP TOTAL	130 227	106 133	.	.	.	.
LIBERTY TOWNSHIP TOTAL	1,639 1,585	.	.	2,234 1,099	.	.
MARLBORO TOWNSHIP TOTAL	18.....31	.	.	.	.	.
ORANGE TOWNSHIP TOTAL	1,054 1,065	.	.	1,454 717	.	.
OXFORD TOWNSHIP TOTAL	56 98	.	.	.	.	.
PORTER TOWNSHIP TOTAL	111 216	135 200	.	.	.	.
RADNOR TOWNSHIP TOTAL	149 183	.	.	.	.	.
SCIOTO TOWNSHIP TOTAL	147 213	.	.	.	.	.
THOMPSON TOWNSHIP TOTAL	22.....46	.	.	.	.	.
TRENTON TOWNSHIP TOTAL	193 347	217 330	.	.	.	.
TROY TOWNSHIP TOTAL	137 250	.	106 169	.	170 100	.
GALENA VILLAGE TOTAL	34 51	33 52	.	.	.	.
SUNBURY VILLAGE TOTAL	255 375	298 338	.	.	.	.
POWELL VILLAGE TOTAL	693 597	.	.	1,030 315	.	.
ASHLEY VILLAGE TOTAL	82....128	.	.	.	.	128.....80
OSTRANDER VILLAGE TOTAL	31 37	.	.	.	.	.

We, the undersigned, certify that the above results  
 are true and correct.

Signed:

---



---



---

DELAWARE COUNTY, OHIO  
 PRIMARY ELECTION  
 TUESDAY MAY 8, 2001

ASHLEY VILLAGE - PROPOSED TAX LEVY - REPLACE & INCREASE  
 2+3=5 MILLS - 5 YRS - TAX YR 2001 - POLICE PROTECTION  
 36 FOR THE TAX LEVY  
 37 AGAINST THE TAX LEVY  
 POWELL VILLAGE - PROPOSED CHARTER AMENDMENT -  
 ORDINANCE 2001-05 - SECTION 11.03 - PERSONNEL REVIEW BD  
 38 YES  
 39 NO  
 ORANGE G - LOCAL OPTION - PARTICULAR BUSINESS LOCATION  
 WINE & MIXED BEVERAGES - OVERBEY'S - 1216 E POWELL RD  
 40 YES  
 41 NO

ORANGE G - LOCAL OPTION - PARTICULAR BUS. LOC - SUNDAY  
 WINE & MIXED BEVERAGES - OVERBEY'S - 1216 E. POWELL RD  
 42 YES  
 43 NO  
 ORANGE G - LOCAL OPTION - PARTICULAR BUSINESS LOCATION  
 WINE & MIXED BEVERAGES - SENOR ANTONIO'S - 8615 COLS PIK  
 44 YES  
 45 NO  
 ORANGE G - LOCAL OPTION - PARTICULAR BUS. LOC - SUNDAY  
 INTOXICATING LIQUOR - SENOR ANTONIO'S - 8615 COLS PIKE  
 46 YES  
 47 NO

	36.....37	38.....39	40.....41	42.....43	44.....45	46.....47
0140 POWELL VILLAGE A	.	189 33	.	.	.	.
0141 POWELL VILLAGE B	.	139 35	.	.	.	.
0142 POWELL VILLAGE C	.	274 31	.	.	.	.
0143 POWELL VILLAGE D	.	260 64	.	.	.	.
0144 POWELL VILLAGE E	.	192 41	.	.	.	.
0171 ORANGE TOWNSHIP G	.	.....	61.....31	58.....32	69.....24	66.....26
0180 ASHLEY VILLAGE A	50 48	.	.	.	.	.
0181 ASHLEY VILLAGE B	60 55	.	.	.	.	.
TOTAL	110 103	1,054 204	61 31	58 32	69 24	66 26
LIBERTY TOWNSHIP TOTAL	.	1,054 204	.	.	.	.
ORANGE TOWNSHIP TOTAL	.	.	61 31	58 32	69 24	66 26
POWELL VILLAGE TOTAL	.....	1,054.....204	.....	.....	.....	.....
ASHLEY VILLAGE TOTAL	110 103	.	.	.	.	.

We, the undersigned, certify that the above results  
 are true and correct.

Signed:

\_\_\_\_\_  
 \_\_\_\_\_  
 \_\_\_\_\_

DELAWARE COUNTY, OHIO  
 PRIMARY ELECTION  
 TUESDAY MAY 8, 2001

ORANGE G - LOCAL OPTION - PARTICULAR BUSINESS LOCATION  
 WINE & MIXED BEVERAGES - WAL-MART'S - 8645 COLS PIKE

48 YES  
 49 NO

ORANGE G - LOCAL OPTION - PARTICULAR BUS. LOC - SUNDAY  
 WINE & MIXED BEVERAGES - WAL-MART'S 8645 - COLS PIKE

50 YES  
 51 NO

TRENTON B - LOCAL OPTION - PARTICULAR BUSINESS LOCATION  
 BEER & INTOXICATING LIQUOR - RATTLESNAKE RIDGE GOLF CLUB

52 YES  
 53 NO

TRENTON B - LOCAL OPTION - PARTICULAR BUS. LOC - SUNDAY  
 BEER & INTOXICATING LIQUOR - RATTLESNAKE RIDGE GOLF CLUB

54 YES  
 55 NO

ELGIN LOCAL SD - PROPOSED TAX LEVY - RENEWAL - EMERGENCY  
 6.2 MILLS - 5 YRS - TAX YR 2002 - AVOID OPERATING DEFICIT

56 FOR THE TAX LEVY  
 57 AGAINST THE TAX LEVY

LICKING COUNTY JVS SD - PROPOSED BOND ISSUE \$28,000,000  
 7 MILLS - 28 YRS - TAX YR 2001 - NEW BUILDING & RENOVAT

58 FOR THE BOND ISSUE  
 59 AGAINST THE BOND ISSUE

0122 HARLEM TOWNSHIP C	48.....49	50.....51	52.....53	54.....55	56.....57	58.....59
0123 HARLEM TOWNSHIP D	.	.	.	.	.	0 7
0171 ORANGE TOWNSHIP G	70 24	66 27	.	.	.	.
0225 THOMPSON TOWNSHIP	.	.	.	.	20 4	.
0230 TRENTON TOWNSHIP A	.	.	.	.	.	0 0
0231 TRENTON TOWNSHIP B	.	.	103.....176	79.....162	.	0.....3
TOTAL	70 24	66 27	103 176	79 162	20 4	0 10
HARLEM TOWNSHIP TOTAL	.	.	.	.	.	0 7
ORANGE TOWNSHIP TOTAL	70 24	66 27	.	.	.	.
THOMPSON TOWNSHIP TOTAL	.	.	.	.	20 4	.
TRENTON TOWNSHIP TOTAL	.	.	103 176	79 162	.	0 3

We, the undersigned, certify that the above results

are true and correct.

Signed:



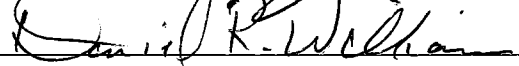
*David H. Haley*  
 \_\_\_\_\_  
*John F. Meyer*  
 \_\_\_\_\_  
*Daniel R. Williams*  
 \_\_\_\_\_  
 \_\_\_\_\_

DELAWARE COUNTY, OHIO  
PRIMARY ELECTION  
TUESDAY MAY 8, 2001

WESTERVILLE CITY SD - PROPOSED TAX LEVY - REPLACEMENT	60	FOR THE TAX LEVY
9.2 MILLS - 2 YRS - TAX YR 2001 - CURRENT EXPENSES	61	AGAINST THE TAX LEVY
	60.....61	
0060 WESTERVILLE CITY A	53	77
0061 WESTERVILLE CITY B	98	50
0062 WESTERVILLE CITY C	93	47
0063 WESTERVILLE CITY D	98	44
0064 WESTERVILLE CITY E	129	30
0065 WESTERVILLE CITY F	59.....49	
0106 GENOA TOWNSHIP A	16	31
0108 GENOA TOWNSHIP C	45	47
0109 GENOA TOWNSHIP D	99	62
0110 GENOA TOWNSHIP E	40	35
0111 GENOA TOWNSHIP F	0	0
0112 GENOA TOWNSHIP G	66.....65	
0113 GENOA TOWNSHIP H	26	36
0114 GENOA TOWNSHIP I	63	60
0115 GENOA TOWNSHIP J	46	52
0116 GENOA TOWNSHIP K	63	44
TOTAL	994	729
WESTERVILLE CITY TOTAL	530.....297	
GENOA TOWNSHIP TOTAL	464	432

We, the undersigned, certify that the above results  
are true and correct.

Signed:

  
\_\_\_\_\_  
  
\_\_\_\_\_  
  
\_\_\_\_\_  
\_\_\_\_\_