

NUMBERED KEY CANVASS

DELAWARE COUNTY
 NOVEMBER 3, 2009
 GENERAL ELECTION

OFFICIAL RESULTS

RUN DATE:11/24/09 02:30 PM

REPORT-EL52

PAGE 0001

01 = REGISTERED VOTERS - TOTAL
 02 = BALLOTS CAST - TOTAL

TOTAL PERCENT
 118,316
 49,829

03 = VOTER TURNOUT - TOTAL

TOTAL PERCENT
 42.12

	01	02	03
0001 COLUMBUS A	1087	350	32.20
0002 COLUMBUS B	786	238	30.28
0003 COLUMBUS C	1412	307	21.74
0004 COLUMBUS D	960	181	18.85
0100 DELAWARE CITY 1-A	713	197	27.63
0101 DELAWARE CITY 1-B	899	367	40.82
0102 DELAWARE CITY 1-C	703	258	36.70
0103 DELAWARE CITY 1-D	658	255	38.75
0104 DELAWARE CITY 1-E	855	294	34.39
0105 DELAWARE CITY 1-F	500	207	41.40
0106 DELAWARE CITY 1-G	867	353	40.72
0107 DELAWARE CITY 1 - H	832	296	35.58
0200 DELAWARE CITY 2-A	1163	537	46.17
0201 DELAWARE CITY 2-B	1140	428	37.54
0202 DELAWARE CITY 2-C	838	305	36.40
0203 DELAWARE CITY 2-D	727	261	35.90
0204 DELAWARE CITY 2-E	1049	91	8.67
0205 DELAWARE CITY 2-F	647	126	19.47
0206 DELAWARE CITY 2-G	845	278	32.90
0300 DELAWARE CITY 3-A	588	155	26.36
0301 DELAWARE CITY 3-B	699	171	24.46
0302 DELAWARE CITY 3-C	705	200	28.37
0303 DELAWARE CITY 3-D	649	397	61.17
0304 DELAWARE CITY 3-E	912	285	31.25
0305 DELAWARE CITY 3-F	741	192	25.91
0400 DELAWARE CITY 4-A	793	392	49.43
0401 DELAWARE CITY 4-B	948	364	38.40
0402 DELAWARE CITY 4-C	926	366	39.52
0403 DELAWARE CITY 4-D	707	196	27.72
0404 DELAWARE CITY 4-E	1232	390	31.66
0405 DELAWARE CITY 4-F	732	235	32.10
0500 DUBLIN A	756	266	35.19
0501 DUBLIN B	727	266	36.59
0502 DUBLIN C	986	353	35.80
0503 DUBLIN D	1055	370	35.07
0600 WESTERVILLE A	1432	614	42.88
0601 WESTERVILLE B	1106	610	55.15
0602 WESTERVILLE C	779	401	51.48
0603 WESTERVILLE D	975	481	49.33
0604 WESTERVILLE E	967	498	51.50
0605 WESTERVILLE F	702	372	52.99
0700 SUNBURY A	1499	728	48.57
0701 SUNBURY B	743	363	48.86
0702 SUNBURY C	732	385	52.60
0800 GALENA	395	228	57.72
0900 BERKSHIRE A	688	379	55.09
0901 BERKSHIRE B	1058	605	57.18
1000 BERLIN A	933	467	50.05
1001 BERLIN B	933	383	41.05
1002 BERLIN C	629	226	35.93
1003 BERLIN D	878	330	37.59
1004 BERLIN E	710	280	39.44
1005 BROWN A	575	309	53.74
1101 BROWN B	514	271	52.72
1200 SHAWNEE HILLS	535	228	42.62
1300 CONCORD A	872	425	48.74

NUMBERED KEY CANVASS

RUN DATE:11/24/09 02:30 PM

DELAWARE COUNTY
NOVEMBER 3, 2009
GENERAL ELECTION

OFFICIAL RESULTS

REPORT-EL52

PAGE 0002

01 = REGISTERED VOTERS - TOTAL
02 = BALLOTS CAST - TOTAL

TOTAL PERCENT
118,316
49.829

03 = VOTER TURNOUT - TOTAL

TOTAL PERCENT
42.12

(CONTINUED FROM PREVIOUS PAGE)

	01	02	03
1301 CONCORD B	1338	415	31.02
1302 CONCORD C	1092	451	41.30
1303 CONCORD D	406	217	53.45
1304 CONCORD E	590	250	42.37
1305 CONCORD F	1151	399	34.67
1306 CONCORD G	924	315	34.09
1400 DELAWARE A	499	246	49.30
1401 DELAWARE B	961	367	38.19
1500 GENOA A	746	396	53.08
1501 GENOA B	623	361	57.95
1502 GENOA C	1007	512	50.84
1503 GENOA D	976	452	46.31
1504 GENOA E	1332	645	48.42
1505 GENOA F	700	420	60.00
1506 GENOA G	900	423	47.00
1507 GENOA H	1209	572	47.31
1508 GENOA I	954	527	55.24
1509 GENOA J	1448	713	49.24
1510 GENOA K	1223	580	47.42
1511 GENOA L	1126	395	35.08
1512 GENOA M	1110	572	51.53
1513 GENOA N	1197	586	48.96
1514 GENOA O	882	420	47.62
GENOA P	1031	434	42.10
HARLEM A	754	451	59.81
1601 HARLEM B	865	492	56.88
1602 HARLEM C	754	465	61.67
1603 HARLEM D	512	192	37.50
1700 KINGSTON A	797	430	53.95
1701 KINGSTON B	751	441	58.72
1800 POWELL A	711	343	48.24
1801 POWELL B	677	326	48.15
1802 POWELL C	1069	468	43.78
1803 POWELL D	731	268	36.66
1804 POWELL E	1012	425	42.00
1805 POWELL F	744	276	37.10
1806 POWELL G	1395	506	36.27
1807 POWELL H	1332	516	38.74
1900 LIBERTY A	870	397	45.63
1901 LIBERTY B	871	435	49.94
1902 LIBERTY C	1193	485	40.65
1903 LIBERTY D	646	275	42.57
1904 LIBERTY E	739	293	39.65
1905 LIBERTY F	890	324	36.40
1906 LIBERTY G	1040	298	28.65
1907 LIBERTY H	1008	347	34.42
1908 LIBERTY I	1478	529	35.79
1909 LIBERTY J	667	325	48.73
1910 LIBERTY K	946	392	41.44
2000 MARLBORO	214	119	55.61
2100 ORANGE A	1104	433	39.22
2101 ORANGE B	1279	527	41.20
ORANGE C	777	274	35.26
ORANGE D	1072	470	43.84
2104 ORANGE E	767	294	38.33
2105 ORANGE F	922	383	41.54
2106 ORANGE G	1227	208	16.95

NUMBERED KEY CANVASS

RUN DATE:11/24/09 02:30 PM

DELAWARE COUNTY
NOVEMBER 3, 2009
GENERAL ELECTION

OFFICIAL RESULTS

REPORT-EL52

PAGE 0003

01 = REGISTERED VOTERS - TOTAL
02 = BALLOTS CAST - TOTAL

TOTAL PERCENT
118,316
49,829

03 = VOTER TURNOUT - TOTAL

TOTAL PERCENT
42.12

(CONTINUED FROM PREVIOUS PAGE)

	01	02	03
2107 ORANGE H	1230	456	37.07
2108 ORANGE I	1248	501	40.14
2109 ORANGE J	907	251	27.67
2110 ORANGE K	754	318	42.18
2111 ORANGE L	1059	465	43.91
2112 ORANGE M	1240	497	40.08
2113 ORANGE N	1470	585	39.80
2200 ASHLEY A	445	146	32.81
2201 ASHLEY B	322	135	41.93
2300 OXFORD	655	314	47.94
2400 PORTER A	668	398	59.58
2401 PORTER B	744	450	60.48
2500 RADNOR A	686	392	57.14
2501 RADNOR B	466	272	58.37
2600 OSTRANDER	383	177	46.21
2700 SCIOTO A	903	452	50.06
2701 SCIOTO B	851	467	54.88
2800 THOMPSON	472	279	59.11
2900 TRENTON A	748	463	61.90
2901 TRENTON B	870	495	56.90
3000 TROY A	637	363	56.99
3001 TROY B	827	368	44.50

NUMBERED KEY CANVASS

RUN DATE:11/24/09 02:30 PM

DELAWARE COUNTY
NOVEMBER 3, 2009
GENERAL ELECTION

OFFICIAL RESULTS

REPORT-EL52

PAGE 0004

Judge of the Municipal Court FRANKLIN COUNTY
Vote For Not More Than 1
01 = H. WILLIAM POLLITT, JR.

VOTES PERCENT

576 100.00

01

190
114
176
96

0001 COLUMBUS A
0002 COLUMBUS B
0003 COLUMBUS C
0004 COLUMBUS D

NUMBERED KEY CANVASS

RUN DATE:11/24/09 02:30 PM

DELAWARE COUNTY
NOVEMBER 3, 2009
GENERAL ELECTION

OFFICIAL RESULTS

REPORT-EL52

PAGE 0005

Judge of the Municipal Court FRANKLIN COUNTY
Vote For Not More Than 1
01 = TED BARROWS

VOTES PERCENT

579 100.00

01

0001 COLUMBUS A	189
0002 COLUMBUS B	114
0003 COLUMBUS C	181
0004 COLUMBUS D	95

NUMBERED KEY CANVASS

RUN DATE:11/24/09 02:30 PM

DELAWARE COUNTY
NOVEMBER 3, 2009
GENERAL ELECTION

OFFICIAL RESULTS

REPORT-EL52

PAGE 0006

Judge of the Municipal Court FRANKLIN COUNTY
Vote For Not More Than 1
01 = RICK BROWN
02 = MARK A. HUMMER

VOTES PERCENT

275 44.35
345 55.65

01 02

0001 COLUMBUS A 85 106
0002 COLUMBUS B 62 64
0003 COLUMBUS C 79 111
0004 COLUMBUS D 49 64

NUMBERED KEY CANVASS

RUN DATE:11/24/09 02:30 PM

DELAWARE COUNTY
NOVEMBER 3, 2009
GENERAL ELECTION

OFFICIAL RESULTS

REPORT-EL52

PAGE 0007

Judge of the Municipal Court FRANKLIN COUNTY
Vote For Not More Than 1
01 = PAUL M. HERBERT

VOTES PERCENT

571 100.00

01

0001 COLUMBUS A 191
0002 COLUMBUS B 111
0003 COLUMBUS C 171
0004 COLUMBUS D 98

NUMBERED KEY CANVASS

RUN DATE:11/24/09 02:30 PM

DELAWARE COUNTY
NOVEMBER 3, 2009
GENERAL ELECTION

OFFICIAL RESULTS

REPORT-EL52

PAGE 0008

Judge of the Municipal Court FRANKLIN COUNTY
Vote For Not More Than 1
01 = CARRIE E. GLAEDEN

VOTES PERCENT

553 100.00

01

0001 COLUMBUS A	182
0002 COLUMBUS B	104
0003 COLUMBUS C	171
0004 COLUMBUS D	96

NUMBERED KEY CANVASS

RUN DATE:11/24/09 02:30 PM

DELAWARE COUNTY
NOVEMBER 3, 2009
GENERAL ELECTION

OFFICIAL RESULTS

REPORT-EL52

PAGE 0009

Judge of the Municipal Court FRANKLIN COUNTY
Vote For Not More Than 1
01 = ANNE TAYLOR

VOTES PERCENT

574 100.00

01

0001 COLUMBUS A	190
0002 COLUMBUS B	110
0003 COLUMBUS C	172
0004 COLUMBUS D	102

NUMBERED KEY CANVASS

RUN DATE:11/24/09 02:30 PM

DELAWARE COUNTY
NOVEMBER 3, 2009
GENERAL ELECTION

OFFICIAL RESULTS

REPORT-EL52

PAGE 0010

Judge of the Municipal Court FRANKLIN COUNTY
Vote For Not More Than 1
01 = JULIA L. DORRIAN

VOTES PERCENT

562 100.00

01

0001 COLUMBUS A	183
0002 COLUMBUS B	111
0003 COLUMBUS C	171
0004 COLUMBUS D	97

NUMBERED KEY CANVASS


RUN DATE:11/24/09 02:30 PM

DELAWARE COUNTY
NOVEMBER 3, 2009
GENERAL ELECTION

OFFICIAL RESULTS

REPORT-EL52

PAGE 0011


Judge of the Municipal Court FRANKLIN COUNTY
Vote For Not More Than 1
01 = DAVID TYACK

VOTES PERCENT

589 100.00

01

0001 COLUMBUS A 193
0002 COLUMBUS B 114
0003 COLUMBUS C 183
0004 COLUMBUS D 99

NUMBERED KEY CANVASS

DELAWARE COUNTY
NOVEMBER 3, 2009
GENERAL ELECTION

OFFICIAL RESULTS

RUN DATE:11/24/09 02:30 PM

REPORT-EL52

PAGE 0012

Judge of the Municipal Court FRANKLIN COUNTY
Vote For Not More Than 1
01 = HARLAND H. HALE

VOTES PERCENT

570 100.00

01

189
112
175
94

0001 COLUMBUS A
0002 COLUMBUS B
0003 COLUMBUS C
0004 COLUMBUS D

NUMBERED KEY CANVASS

DELAWARE COUNTY
NOVEMBER 3, 2009
GENERAL ELECTION

OFFICIAL RESULTS

RUN DATE:11/24/09 02:30 PM

REPORT-EL52

PAGE 0013

Auditor CITY OF COLUMBUS
Vote For Not More Than 1
01 = HUGH J. DORRIAN
02 = WRITE-IN

VOTES PERCENT

650 100.00
0

01 02

0001 COLUMBUS A 215 0
0002 COLUMBUS B 129 0
0003 COLUMBUS C 193 0
0004 COLUMBUS D 113 0

NUMBERED KEY CANVASS

RUN DATE:11/24/09 02:30 PM

DELAWARE COUNTY
NOVEMBER 3, 2009
GENERAL ELECTION

OFFICIAL RESULTS

REPORT-EL52

PAGE 0014

VOTES PERCENT

Attorney CITY OF COLUMBUS

Vote For Not More Than 1

01 = RICHARD C. PFEIFFER, JR.

02 = WRITE-IN

663 100.00
0

01 02

0001 COLUMBUS A 221 0
0002 COLUMBUS B 135 0
0003 COLUMBUS C 196 0
0004 COLUMBUS D 111 0

NUMBERED KEY CANVASS

RUN DATE:11/24/09 02:30 PM

DELAWARE COUNTY
NOVEMBER 3, 2009
GENERAL ELECTION

OFFICIAL RESULTS

REPORT-EL52 PAGE 0015

Member of Council CITY OF COLUMBUS

Vote For Not More Than 3

01 = MATT FERRIS

02 = ALICIA HEALY

03 = ROSEANN HICKS

04 = A. TROY MILLER

VOTES PERCENT

370 22.42

269 16.30

191 11.58

279 16.91

05 = EILEEN PALEY

06 = PRISCILLA TYSON

07 = JOSEPH A. MOTIL (WRITE-IN)

VOTES PERCENT

263 15.94

271 16.42

7 .42

	01	02	03	04	05	06	07
0001 COLUMBUS A	133	80	57	98	87	98	1
0002 COLUMBUS B	68	51	34	53	48	44	0
0003 COLUMBUS C	98	83	58	83	81	85	4
0004 COLUMBUS D	71	55	42	45	47	44	2

Member of Council-at-Large CITY OF DELAWARE

VOTES PERCENT

VOTES PERCENT

Vote For Not More Than 3

01 = TIM DODGE

1,812 11.40

02 = STEVE HILL

1,434 9.02

05 = ED PAXTON

1,400 8.81

03 = KEITH A. MANGINE

1,009 6.35

06 = CAROLYN KAY RIGGLE

3,835 24.12

04 = GARY L. MILNER

3,641 22.90

07 = WINDELL WHEELER

2,766 17.40

	01	02	03	04	05	06	07
0100 DELAWARE CITY 1-A	63	49	26	73	39	81	50
0101 DELAWARE CITY 1-B	95	89	47	180	63	181	107
0102 DELAWARE CITY 1-C	60	53	37	125	50	131	96
0103 DELAWARE CITY 1-D	53	40	29	170	38	159	119
0104 DELAWARE CITY 1-E	82	49	36	185	39	156	103
0105 DELAWARE CITY 1-F	56	32	26	103	51	117	91
0106 DELAWARE CITY 1-G	91	70	39	187	71	183	131
0107 DELAWARE CITY 1 - H	86	50	41	153	54	124	95
0200 DELAWARE CITY 2-A	125	125	131	207	91	237	182
0201 DELAWARE CITY 2-B	113	71	64	190	73	199	163
0202 DELAWARE CITY 2-C	82	46	42	134	50	144	134
0203 DELAWARE CITY 2-D	60	38	31	135	33	131	101
0204 DELAWARE CITY 2-E	11	17	8	42	11	35	42
0205 DELAWARE CITY 2-F	17	22	11	48	21	65	51
0206 DELAWARE CITY 2-G	99	58	37	126	52	142	83
0300 DELAWARE CITY 3-A	32	34	19	79	23	82	64
0301 DELAWARE CITY 3-B	38	36	13	76	29	75	64
0302 DELAWARE CITY 3-C	40	55	27	76	28	101	66
0303 DELAWARE CITY 3-D	79	63	41	200	60	235	180
0304 DELAWARE CITY 3-E	71	58	39	113	64	132	76
0305 DELAWARE CITY 3-F	38	58	43	64	38	65	35
0400 DELAWARE CITY 4-A	81	53	50	233	71	268	155
0401 DELAWARE CITY 4-B	76	45	41	210	55	215	154
0402 DELAWARE CITY 4-C	83	70	49	177	70	211	160
0403 DELAWARE CITY 4-D	43	40	9	98	36	93	72
0404 DELAWARE CITY 4-E	84	63	44	145	146	144	104
0405 DELAWARE CITY 4-F	54	50	29	112	44	129	88

NUMBERED KEY CANVASS

RUN DATE:11/24/09 02:30 PM

DELAWARE COUNTY
NOVEMBER 3, 2009
GENERAL ELECTION

OFFICIAL RESULTS

REPORT-EL52

PAGE 0017

Member of Council SECOND WARD
Vote For Not More Than 1
01 = LISA M. KELLER

VOTES PERCENT

1,166 100.00

01

0200 DELAWARE CITY 2-A 310
0201 DELAWARE CITY 2-B 250
0202 DELAWARE CITY 2-C 179
0203 DELAWARE CITY 2-D 161
0204 DELAWARE CITY 2-E 51
0205 DELAWARE CITY 2-F 61
0206 DELAWARE CITY 2-G 154

NUMBERED KEY CANVASS

RUN DATE:11/24/09 02:30 PM

DELAWARE COUNTY
NOVEMBER 3, 2009
GENERAL ELECTION

OFFICIAL RESULTS

REPORT-EL52

PAGE 0018

Member of Council CITY OF DUBLIN
Vote For Not More Than 1
01 = JOHN G. REINER

VOTES PERCENT

940 100.00

01

0500 DUBLIN A	196
0501 DUBLIN B	204
0502 DUBLIN C	266
0503 DUBLIN D	274

NUMBERED KEY CANVASS

DELAWARE COUNTY
NOVEMBER 3, 2009
GENERAL ELECTION

OFFICIAL RESULTS

RUN DATE:11/24/09 02:30 PM

REPORT-EL52

PAGE 0019

Township Trustee WASHINGTON TOWNSHIP

VOTES PERCENT

Vote For Not More Than 2

01 = DENISE FRANZ KING

02 = CHARLES W. KRANSTUBER

757 50.84

732 49.16

01 02

0500 DUBLIN A

164 150

0501 DUBLIN B

148 160

0502 DUBLIN C

223 217

0503 DUBLIN D

222 205

NUMBERED KEY CANVASS

RUN DATE:11/24/09 02:30 PM

DELAWARE COUNTY
NOVEMBER 3, 2009
GENERAL ELECTION

OFFICIAL RESULTS

REPORT-EL52 PAGE 0020

Member of Council CITY OF POWELL

Vote For Not More Than 4

- 01 = RONALD E. BEACH
- 02 = SARA MARIE BRENNER
- 03 = THOMAS S. COUNTS

VOTES PERCENT

1,018 14.55
 1,525 21.80
 1,565 22.37

- 04 = JIM HRIVNAK
- 05 = BRIAN LORENZ

VOTES PERCENT

1,425 20.37
 1,463 20.91

	01	02	03	04	05
1800 POWELL A	148	185	224	160	180
1801 POWELL B	93	139	188	138	130
1802 POWELL C	166	218	269	216	237
1803 POWELL D	90	141	150	131	120
1804 POWELL E	117	186	183	244	181
1805 POWELL F	81	115	124	129	128
1806 POWELL G	165	251	224	204	232
1807 POWELL H	158	290	203	203	255

NUMBERED KEY CANVASS

DELAWARE COUNTY
NOVEMBER 3, 2009
GENERAL ELECTION

OFFICIAL RESULTS

RUN DATE:11/24/09 02:30 PM

REPORT-EL52 PAGE 0021

Member of Council CITY OF WESTERVILLE
Vote For Not More Than 4
01 = KATHY COCUZZI
02 = ANNE GONZALES

VOTES PERCENT

VOTES PERCENT

1,653 24.94
1,872 28.24

03 = MICHAEL HEYECK
04 = LARRY C. JENKINS

1,676 25.28
1,428 21.54

	01	02	03	04
0600 WESTERVILLE A	335	372	344	296
0601 WESTERVILLE B	358	373	348	289
0602 WESTERVILLE C	228	269	250	206
0603 WESTERVILLE D	268	305	255	226
0604 WESTERVILLE E	265	320	264	227
0605 WESTERVILLE F	199	233	215	184

NUMBERED KEY CANVASS

RUN DATE:11/24/09 02:30 PM

DELAWARE COUNTY
NOVEMBER 3, 2009
GENERAL ELECTION

OFFICIAL RESULTS

REPORT-EL52 PAGE 0022

Member of Council VILLAGE OF ASHLEY
Vote For Not More Than 4
01 = CHERYL R. FRIEND
02 = JYM LONGSTRETH
03 = EDMUND R. MCCURDY

VOTES PERCENT

VOTES PERCENT

147 22.27
161 24.39
175 26.52

04 = JIM NELSON
05 = WRITE-IN

177 26.82
0

	01	02	03	04	05
2200 ASHLEY A	80	85	84	83	0
2201 ASHLEY B	67	76	91	94	0

NUMBERED KEY CANVASS

RUN DATE:11/24/09 02:30 PM

DELAWARE COUNTY
NOVEMBER 3, 2009
GENERAL ELECTION

OFFICIAL RESULTS

REPORT-EL52

PAGE 0023

Member of Board of Trustees of Public Af
VILLAGE OF ASHLEY

VOTES PERCENT

Vote For Not More Than 1
01 = NO CANDIDATE FILED

0

01

0

2200 ASHLEY A
2201 ASHLEY B

0
0

NUMBERED KEY CANVASS

RUN DATE:11/24/09 02:30 PM

DELAWARE COUNTY
NOVEMBER 3, 2009
GENERAL ELECTION

OFFICIAL RESULTS

REPORT-EL52

PAGE 0024

Member of Council VILLAGE OF GALENA
Vote For Not More Than 4
01 = PAUL M. BOLANDER
02 = ELIZABETH A. CLARK

VOTES PERCENT

VOTES PERCENT

108 22.50
117 24.38

03 = DAVID A. SIMMONS
04 = CHRIS UNDERWOOD

112 23.33
143 29.79

01	02	03	04
108	117	112	143

0800 GALENA

NUMBERED KEY CANVASS

RUN DATE:11/24/09 02:30 PM

DELAWARE COUNTY
NOVEMBER 3, 2009
GENERAL ELECTION

OFFICIAL RESULTS

REPORT-EL52

PAGE 0025

Member of Council VILLAGE OF OSTRANDER
Vote For Not More Than 4
01 = MARY AKERS
02 = JAMES C. BLANEY

VOTES PERCENT

VOTES PERCENT

93 32.29
93 32.29

03 = CAROLYN L. VAN BRIMMER
04 =

102 35.42
0

01	02	03	04

93	93	102	0

2600 OSTRANDER

NUMBERED KEY CANVASS

RUN DATE:11/24/09 02:30 PM

DELAWARE COUNTY
NOVEMBER 3, 2009
GENERAL ELECTION

OFFICIAL RESULTS

REPORT-EL52

PAGE 0026

Member of Board of Trustees of Public Af
VILLAGE OF OSTRANDER

VOTES PERCENT

Vote For Not More Than 1
01 = DICK VOGHT

95 100.00

01

95

2600 OSTRANDER

NUMBERED KEY CANVASS

RUN DATE:11/24/09 02:30 PM

DELAWARE COUNTY
NOVEMBER 3, 2009
GENERAL ELECTION

OFFICIAL RESULTS

REPORT-EL52

PAGE 0027

Member of Council VILLAGE OF SHAWNEE HILLS

Vote For Not More Than 4

01 = MAHESH DALVI

02 = TED DILENSCHNEIDER

03 = KRISTINE C. GARREN

VOTES PERCENT

99 16.10

61 9.92

140 22.76

04 = JAMES GAULDIN

05 = MICHAEL S. MCVAN

06 = RICHARD VEDELL

VOTES PERCENT

118 19.19

68 11.06

129 20.98

01 02 03 04 05 06

99 61 140 118 68 129

1200 SHAWNEE HILLS

NUMBERED KEY CANVASS

DELAWARE COUNTY
NOVEMBER 3, 2009
GENERAL ELECTION

OFFICIAL RESULTS

REPORT-EL52

PAGE 0028

RUN DATE:11/24/09 02:30 PM

VOTES PERCENT

VOTES PERCENT

Member of Council VILLAGE OF SUNBURY

Vote For Not More Than 4

01 = TOMMY HATFIELD

02 = WILLIAM C. METZLER

938 32.96
664 23.33

03 = TODD W. SMITH
04 = THOMAS H. ZALEWSKI

661 23.23
583 20.48

	01	02	03	04
0700 SUNBURY A	438	339	312	283
0701 SUNBURY B	251	161	178	147
0702 SUNBURY C	249	164	171	153

0700 SUNBURY A
0701 SUNBURY B
0702 SUNBURY C

NUMBERED KEY CANVASS

RUN DATE:11/24/09 02:30 PM

DELAWARE COUNTY
NOVEMBER 3, 2009
GENERAL ELECTION

OFFICIAL RESULTS

REPORT-EL52

PAGE 0029

Township Trustee BERKSHIRE TOWNSHIP
Vote For Not More Than 2
01 = ROBERT E. CARPENTER
02 = JAMES A. KAPPENHAGEN

VOTES PERCENT

VOTES PERCENT

554 37.13
408 27.35

03 = RODNEY V. MYERS

530 35.52

	01	02	03
0800 GALENA	96	65	89
0900 BERKSHIRE A	172	160	146
0901 BERKSHIRE B	286	183	295

NUMBERED KEY CANVASS

RUN DATE:11/24/09 02:30 PM

DELAWARE COUNTY
NOVEMBER 3, 2009
GENERAL ELECTION

OFFICIAL RESULTS

REPORT-EL52

PAGE 0030

VOTES PERCENT

Township Trustee BERLIN TOWNSHIP

Vote For Not More Than 2

01 = THOMAS A. D'AMICO

02 = PHILIP P. PANZARELLA

973 51.48
917 48.52

01 02

0305 DELAWARE CITY 3-F

0 0

0405 DELAWARE CITY 4-F

0 0

1000 BERLIN A

280 256

1001 BERLIN B

217 180

1002 BERLIN C

129 130

1003 BERLIN D

211 178

1004 BERLIN E

136 173

NUMBERED KEY CANVASS

RUN DATE:11/24/09 02:30 PM

DELAWARE COUNTY
NOVEMBER 3, 2009
GENERAL ELECTION

OFFICIAL RESULTS

REPORT-EL52

PAGE 0031

01 Officer BERLIN TOWNSHIP
Vote For Not More Than 1
01 = THERESA CANNON

VOTES PERCENT

1,119 100.00

01

0305 DELAWARE CITY 3-F	0
0405 DELAWARE CITY 4-F	0
1000 BERLIN A	316
1001 BERLIN B	237
1002 BERLIN C	145
1003 BERLIN D	239
1004 BERLIN E	182

NUMBERED KEY CANVASS

DELAWARE COUNTY
NOVEMBER 3, 2009
GENERAL ELECTION

OFFICIAL RESULTS

RUN DATE:11/24/09 02:30 PM

REPORT-EL52

PAGE 0032

VOTES PERCENT

Township Trustee BROWN TOWNSHIP

Vote For Not More Than 2

01 = CHARLES A. MILEY

02 = GARY W. STEGNER

348 51.94

322 48.06

01 02

0 0

0405 DELAWARE CITY 4-F

1100 BROWN A

1101 BROWN B

198 147

150 175

NUMBERED KEY CANVASS

RUN DATE:11/24/09 02:30 PM

DELAWARE COUNTY
NOVEMBER 3, 2009
GENERAL ELECTION

OFFICIAL RESULTS

REPORT-EL52 PAGE 0033

Township Trustee CONCORD TOWNSHIP

Vote For Not More Than 2

01 = JOE GARRETT

02 = BART JOHNSON

03 = THOMAS E. LASHER

VOTES PERCENT

931 27.93

905 27.15

762 22.86

04 = TODD POOLE

05 = DAVID ZORN

VOTES PERCENT

323 9.69

412 12.36

01 02 03 04 05

0501 DUBLIN B	0	0	0	0	0
1300 CONCORD A	173	224	160	45	50
1301 CONCORD B	143	93	130	80	60
1302 CONCORD C	178	160	110	43	98
1303 CONCORD D	124	115	64	24	14
1304 CONCORD E	99	111	96	42	42
1305 CONCORD F	122	115	98	52	87
1306 CONCORD G	92	87	104	37	61

NUMBERED KEY CANVASS

DELAWARE COUNTY
NOVEMBER 3, 2009
GENERAL ELECTION

OFFICIAL RESULTS

RUN DATE:11/24/09 02:30 PM

REPORT-EL52

PAGE 0034

Township Trustee DELAWARE TOWNSHIP
Vote For Not More Than 2
01 = STEVEN J. JEFFERIS
02 = ROGER M. VAN SICKLE

VOTES PERCENT

	01	02
0105 DELAWARE CITY 1-F	0	1
0106 DELAWARE CITY 1-G	0	3
0200 DELAWARE CITY 2-A	11	18
0203 DELAWARE CITY 2-D	22	33
0302 DELAWARE CITY 3-C	1	3
0304 DELAWARE CITY 3-E	2	0
0305 DELAWARE CITY 3-F	1	1
0404 DELAWARE CITY 4-E	1	1
0405 DELAWARE CITY 4-F	0	0
1400 DELAWARE A	102	187
1401 DELAWARE B	205	242

NUMBERED KEY CANVASS

RUN DATE:11/24/09 02:30 PM

DELAWARE COUNTY
NOVEMBER 3, 2009
GENERAL ELECTION

OFFICIAL RESULTS

REPORT-EL52

PAGE 0035

Township Trustee GENOA TOWNSHIP
Vote For Not More Than 2
01 = RICK CARFAGNA
02 = GERRY COTTER

VOTES PERCENT

VOTES PERCENT

4,833 42.13
2,539 22.13

03 = KARL R. GEBHARDT
04 = LARRY W. KING

2,801 24.42
1,299 11.32

	01	02	03	04
1500 GENOA A	245	116	121	81
1501 GENOA B	215	135	114	45
1502 GENOA C	307	139	163	84
1503 GENOA D	255	123	189	70
1504 GENOA E	429	169	224	185
1505 GENOA F	238	146	150	62
1506 GENOA G	243	144	148	78
1507 GENOA H	374	218	168	106
1508 GENOA I	320	141	217	70
1509 GENOA J	419	332	248	60
1510 GENOA K	355	177	181	100
1511 GENOA L	270	148	94	72
1512 GENOA M	274	170	294	68
1513 GENOA N	365	160	197	78
1514 GENOA O	269	92	169	36
1515 GENOA P	255	129	124	104

NUMBERED KEY CANVASS

DELAWARE COUNTY
NOVEMBER 3, 2009
GENERAL ELECTION

OFFICIAL RESULTS

RUN DATE:11/24/09 02:30 PM

REPORT-EL52

PAGE 0036

Township Trustee HARLEM TOWNSHIP
Vote For Not More Than 2
01 = DAVID D. JACKSON
02 = BOB SINGER

VOTES PERCENT

827 51.05
793 48.95

	01	02
1600 HARLEM A	217	255
1601 HARLEM B	228	239
1602 HARLEM C	275	214
1603 HARLEM D	107	85

NUMBERED KEY CANVASS

RUN DATE:11/24/09 02:30 PM

DELAWARE COUNTY
NOVEMBER 3, 2009
GENERAL ELECTION

OFFICIAL RESULTS

REPORT-EL52 PAGE 0037

Township Trustee KINGSTON TOWNSHIP

VOTES PERCENT

VOTES PERCENT

Vote For Not More Than 2

01 = JOHN C. FINK

347 26.80

02 = WILLIAM L. SHIVELY

501 38.69

03 = STEVE VOLPE

447 34.52

'01 '02 '03

1700 KINGSTON A

155 267 193

1701 KINGSTON B

192 234 254

Township Trustee LIBERTY TOWNSHIP

Vote For Not More Than 2

- 01 = MARY CARDUCCI
- 02 = DON GRUBBS
- 03 = PEGGY GUZZO

VOTES PERCENT

VOTES PERCENT

2,621 22.78
2,031 17.65
2,136 18.56

04 = DONALD E. RANKEY, JR.
05 = JOHN R. SCHUETTE
06 = CURT SYBERT

767 6.66
1,505 13.08
2,448 21.27

	01	02	03	04	05	06
0305 DELAWARE CITY 3-F	9	7	10	3	4	3
1800 POWELL A	117	154	94	32	64	110
1801 POWELL B	126	129	62	31	54	94
1802 POWELL C	158	255	106	42	68	112
1803 POWELL D	94	105	57	35	44	90
1804 POWELL E	106	237	108	51	45	90
1805 POWELL F	90	108	76	22	44	55
1806 POWELL G	164	148	175	56	83	161
1807 POWELL H	191	138	185	37	77	187
1900 LIBERTY A	132	78	79	37	142	168
1901 LIBERTY B	103	75	112	41	204	138
1902 LIBERTY C	161	78	170	44	150	158
1903 LIBERTY D	83	45	101	64	51	103
1904 LIBERTY E	104	66	87	39	75	115
1905 LIBERTY F	183	34	144	28	28	110
1906 LIBERTY G	111	61	90	41	43	118
1907 LIBERTY H	155	51	89	30	70	166
1908 LIBERTY I	190	116	200	51	119	175
1909 LIBERTY J	130	79	71	60	76	131
1910 LIBERTY K	214	67	120	23	64	164

NUMBERED KEY CANVASS

DELAWARE COUNTY
NOVEMBER 3, 2009
GENERAL ELECTION

OFFICIAL RESULTS

RUN DATE:11/24/09 02:30 PM

REPORT-EL52

PAGE 0039

Township Trustee MARLBORO TOWNSHIP
Vote For Not More Than 2
01 = HAL CLASE
02 = LARRY E. WITT

VOTES PERCENT

73 51.41
69 48.59

01 02

73 69

2000 MARLBORO

NUMBERED KEY CANVASS

DELAWARE COUNTY
NOVEMBER 3, 2009
GENERAL ELECTION

OFFICIAL RESULTS

RUN DATE:11/24/09 02:30 PM

REPORT-EL52 PAGE 0040

Township Trustee ORANGE TOWNSHIP
Vote For Not More Than 2
01 = JAMES B. AGAN
02 = JOHN M. CASSADY

VOTES PERCENT

VOTES PERCENT

1,185 13.69
3,073 35.51

03 = ROBERT QUIGLEY
04 = VAL SCHEIBECK

2,805 32.42
1,590 18.38

	01	02	03	04
0001 COLUMBUS A	15	57	60	28
0002 COLUMBUS B	0	5	3	7
0003 COLUMBUS C	10	28	28	13
0004 COLUMBUS D	16	46	31	22
0600 WESTERVILLE A	0	2	2	1
2100 ORANGE A	76	195	250	114
2101 ORANGE B	124	252	189	147
2102 ORANGE C	54	139	134	109
2103 ORANGE D	127	251	223	70
2104 ORANGE E	75	139	125	97
2105 ORANGE F	76	243	185	87
2106 ORANGE G	25	112	92	44
2107 ORANGE H	99	241	204	111
2108 ORANGE I	101	272	215	153
2109 ORANGE J	40	122	116	68
2110 ORANGE K	65	188	142	76
2111 ORANGE L	105	225	233	130
2112 ORANGE M	86	261	235	152
2113 ORANGE N	91	295	338	161

NUMBERED KEY CANVASS

RUN DATE:11/24/09 02:30 PM

DELAWARE COUNTY
NOVEMBER 3, 2009
GENERAL ELECTION

OFFICIAL RESULTS

REPORT-EL52

PAGE 0041

Township Trustee OXFORD TOWNSHIP
Vote For Not More Than 2
01 = HAROLD E. PITTMAN, JR.
02 = WILLIAM THURSTON

VOTES PERCENT

215 51.93
199 48.07

01 02

2300 OXFORD

215 199

NUMBERED KEY CANVASS

RUN DATE:11/24/09 02:30 PM

DELAWARE COUNTY
NOVEMBER 3, 2009
GENERAL ELECTION

OFFICIAL RESULTS

REPORT-EL52 PAGE 0042

Township Trustee PORTER TOWNSHIP
Vote For Not More Than 2
01 = EDDY AMBROSE
02 = JOHN D. JOHNSTON

VOTES PERCENT

VOTES PERCENT

429 37.83
341 30.07

03 = DAN MIRISE

364 32.10

	01	02	03
2400 PORTER A	186	172	188
2401 PORTER B	243	169	176

2400 PORTER A
2401 PORTER B

NUMBERED KEY CANVASS

DELAWARE COUNTY
NOVEMBER 3, 2009
GENERAL ELECTION

OFFICIAL RESULTS

RUN DATE:11/24/09 02:30 PM

REPORT-EL52 PAGE 0043

Township Trustee RADNOR TOWNSHIP
Vote For Not More Than 2
01 = TIMOTHY E. HARSH
02 = DAVID K. WEBER

VOTES PERCENT

434 51.73
405 48.27

01 02

2500 RADNOR A 255 261
2501 RADNOR B 179 144

NUMBERED KEY CANVASS

DELAWARE COUNTY
NOVEMBER 3, 2009
GENERAL ELECTION

OFFICIAL RESULTS

RUN DATE:11/24/09 02:30 PM

REPORT-EL52 PAGE 0044

Township Trustee SCIOTO TOWNSHIP
Vote For Not More Than 2
01 = THOMAS R. BROWN
02 = CHAS KAISER
03 = MIKE KELLEY

VOTES PERCENT

VOTES PERCENT

345 20.10
373 21.74
312 18.18

04 = SANDRA STULTS
05 = BILL SWANEY

429 25.00
257 14.98

	01	02	03	04	05
2600 OSTRANDER	60	92	53	62	25
2700 SCIOTO A	137	92	110	195	129
2701 SCIOTO B	148	189	149	172	103

NUMBERED KEY CANVASS

DELAWARE COUNTY
NOVEMBER 3, 2009
GENERAL ELECTION

OFFICIAL RESULTS

RUN DATE:11/24/09 02:30 PM

REPORT-EL52

PAGE 0045

Township Trustee THOMPSON TOWNSHIP
Vote For Not More Than 2
01 = DAVID F. HALL
02 = WILLIAM A. THOMPSON, JR.

VOTES PERCENT

157 44.73
194 55.27

01 02

157 194

2800 THOMPSON

NUMBERED KEY CANVASS

DELAWARE COUNTY
NOVEMBER 3, 2009
GENERAL ELECTION

OFFICIAL RESULTS

RUN DATE:11/24/09 02:30 PM

REPORT-EL52

PAGE 0046

Township Trustee TRENTON TOWNSHIP
Vote For Not More Than 2
01 = RICHARD W. FISHER
02 = KEVIN D. JUSTICE

VOTES PERCENT

484 43.29
634 56.71

01 02

249 289
235 345

2900 TRENTON A
2901 TRENTON B

NUMBERED KEY CANVASS

RUN DATE:11/24/09 02:30 PM

DELAWARE COUNTY
NOVEMBER 3, 2009
GENERAL ELECTION

OFFICIAL RESULTS

REPORT-EL52 PAGE 0047

Township Trustee TROY TOWNSHIP
Vote For Not More Than 2
01 = LOREN G. POOL
02 = DOUG PRICE

VOTES PERCENT

VOTES PERCENT

327 29.35
409 36.71

03 = PAUL F. PRICE

378 33.93

	01	02	03
0105 DELAWARE CITY 1-F	0	0	0
3000 TROY A	196	184	197
3001 TROY B	131	225	181

Member of Board of Education DELAWARE CITY
Vote For Not More Than 3
01 = FRANCES O'FLAHERTY
02 = HARRY R. PAPE, II

VOTES PERCENT

VOTES PERCENT

4,069 35.03
3,398 29.26

03 = DEBORAH RAFELD

4,148 35.71

01 02 03

0100 DELAWARE CITY 1-A	100	81	97
0101 DELAWARE CITY 1-B	180	145	189
0102 DELAWARE CITY 1-C	143	106	124
0103 DELAWARE CITY 1-D	125	120	140
0104 DELAWARE CITY 1-E	147	130	159
0105 DELAWARE CITY 1-F	103	97	109
0106 DELAWARE CITY 1-G	174	139	174
0107 DELAWARE CITY 1 - H	142	125	138
0200 DELAWARE CITY 2-A	255	230	263
0201 DELAWARE CITY 2-B	200	174	219
0202 DELAWARE CITY 2-C	138	102	151
0203 DELAWARE CITY 2-D	108	82	108
0204 DELAWARE CITY 2-E	47	32	34
0205 DELAWARE CITY 2-F	60	36	54
0206 DELAWARE CITY 2-G	129	116	147
0300 DELAWARE CITY 3-A	74	61	76
0301 DELAWARE CITY 3-B	77	66	83
0302 DELAWARE CITY 3-C	95	81	98
0303 DELAWARE CITY 3-D	217	181	213
0304 DELAWARE CITY 3-E	136	120	138
0305 DELAWARE CITY 3-F	2	2	2
0401 DELAWARE CITY 4-A	218	189	206
0402 DELAWARE CITY 4-B	184	138	166
0403 DELAWARE CITY 4-C	198	165	193
0404 DELAWARE CITY 4-D	91	72	97
0405 DELAWARE CITY 4-E	181	155	194
0406 DELAWARE CITY 4-F	112	90	111
1400 DELAWARE A	76	74	84
1401 DELAWARE B	137	115	137
3000 TROY A	56	51	64
3001 TROY B	164	123	180

RUN DATE:11/24/09 02:30 PM

VOTES PERCENT

Member of Governing Board of Educati
EDUCATIONAL SERVICE CENTER
Vote For Not More Than 1
01 = EDWARD A. BISCHOFF

17,177 100.00

01

0001 COLUMBUS A	188
0002 COLUMBUS B	113
0003 COLUMBUS C	180
0004 COLUMBUS D	107
0203 DELAWARE CITY 2-D	34
0304 DELAWARE CITY 3-E	9
0305 DELAWARE CITY 3-F	108
0404 DELAWARE CITY 4-E	0
0405 DELAWARE CITY 4-F	0
0600 WESTERVILLE A	60
0700 SUNBURY A	377
0701 SUNBURY B	194
0702 SUNBURY C	195
0800 GALENA	145
0900 BERKSHIRE A	217
0901 BERKSHIRE B	332
1000 BERLIN A	278
1001 BERLIN B	224
1002 BERLIN C	133
1003 BERLIN D	210
1004 BERLIN E	166
1005 BROWN A	173
1101 BROWN B	162
1300 CONCORD A	218
1302 CONCORD C	232
1303 CONCORD D	114
1304 CONCORD E	28
1305 CONCORD F	197
1306 CONCORD G	166
1400 DELAWARE A	44
1401 DELAWARE B	62
1500 GENOA A	143
1501 GENOA B	179
1504 GENOA E	79
1505 GENOA F	227
1507 GENOA H	135
1509 GENOA J	103
1511 GENOA L	189
1515 GENOA P	238
1600 HARLEM A	269
1601 HARLEM B	260
1602 HARLEM C	264
1603 HARLEM D	111
1700 KINGSTON A	239
1701 KINGSTON B	255
1800 POWELL A	218
1801 POWELL B	191
1802 POWELL C	263
1803 POWELL D	153
1804 POWELL E	230
1805 POWELL F	170
1806 POWELL G	271
1807 POWELL H	303
1900 LIBERTY A	229
1901 LIBERTY B	233



Member of Governing Board of Educati
EDUCATIONAL SERVICE CENTER
Vote For Not More Than 1
01 = EDWARD A. BISCHOFF

VOTES PERCENT
17,177 100.00

(CONTINUED FROM PREVIOUS PAGE) 01

1902 LIBERTY C	288
1903 LIBERTY D	147
1904 LIBERTY E	177
1905 LIBERTY F	192
1906 LIBERTY G	170
1907 LIBERTY H	206
1908 LIBERTY I	327
1909 LIBERTY J	204
1910 LIBERTY K	234
2000 MARLBORO	68
2100 ORANGE A	238
2101 ORANGE B	290
2102 ORANGE C	147
2103 ORANGE D	222
2104 ORANGE E	171
2105 ORANGE F	223
2106 ORANGE G	131
2107 ORANGE H	255
2108 ORANGE I	279
2109 ORANGE J	149
2110 ORANGE K	163
2111 ORANGE L	255
2112 ORANGE M	291
2113 ORANGE N	321
2200 ASHLEY A	92
2201 ASHLEY B	86
2300 OXFORD	189
2400 PORTER A	98
2401 PORTER B	199
2500 RADNOR A	236
2501 RADNOR B	173
2600 OSTRANDER	101
2700 SCIOTO A	201
2701 SCIOTO B	243
2800 THOMPSON	119
2900 TRENTON A	237
2901 TRENTON B	295
3000 TROY A	134
3001 TROY B	8

Member of Governing Board EDUCATIONAL SERVICE CENTER
Vote For Not More Than 1
01 = NO CANDIDATE FILED

VOTES PERCENT

0

	01	

0001 COLUMBUS A	0	
0002 COLUMBUS B	0	
0003 COLUMBUS C	0	
0004 COLUMBUS D	0	
0203 DELAWARE CITY 2-D	0	
0304 DELAWARE CITY 3-E	0	
0305 DELAWARE CITY 3-F	0	
0404 DELAWARE CITY 4-E	0	
0405 DELAWARE CITY 4-F	0	
0600 WESTERVILLE A	0	
0700 SUNBURY A	0	
0701 SUNBURY B	0	
0702 SUNBURY C	0	
0800 GALENA	0	
0900 BERKSHIRE A	0	
0901 BERKSHIRE B	0	
1000 BERLIN A	0	
1001 BERLIN B	0	
1002 BERLIN C	0	
1003 BERLIN D	0	
1004 BERLIN E	0	
1100 BROWN A	0	
1100 BROWN B	0	
1200 CONCORD A	0	
1302 CONCORD C	0	
1303 CONCORD D	0	
1304 CONCORD E	0	
1305 CONCORD F	0	
1306 CONCORD G	0	
1400 DELAWARE A	0	
1401 DELAWARE B	0	
1500 GENOA A	0	
1501 GENOA B	0	
1504 GENOA E	0	
1505 GENOA F	0	
1507 GENOA H	0	
1509 GENOA J	0	
1511 GENOA L	0	
1515 GENOA P	0	
1600 HARLEM A	0	
1601 HARLEM B	0	
1602 HARLEM C	0	
1603 HARLEM D	0	
1700 KINGSTON A	0	
1701 KINGSTON B	0	
1800 POWELL A	0	
1801 POWELL B	0	
1802 POWELL C	0	
1803 POWELL D	0	
1804 POWELL E	0	
1805 POWELL F	0	
1805 POWELL G	0	
1807 POWELL H	0	
1900 LIBERTY A	0	
1901 LIBERTY B	0	
1902 LIBERTY C	0	



Member of Governing Board EDUCATIONAL SERVICE CENTER
 Vote For Not More Than 1
 01 = NO CANDIDATE FILED

VOTES PERCENT
0

(CONTINUED FROM PREVIOUS PAGE) 01

1903 LIBERTY D	0
1904 LIBERTY E	0
1905 LIBERTY F	0
1906 LIBERTY G	0
1907 LIBERTY H	0
1908 LIBERTY I	0
1909 LIBERTY J	0
1910 LIBERTY K	0
2000 MARLBORO	0
2100 ORANGE A	0
2101 ORANGE B	0
2102 ORANGE C	0
2103 ORANGE D	0
2104 ORANGE E	0
2105 ORANGE F	0
2106 ORANGE G	0
2107 ORANGE H	0
2108 ORANGE I	0
2109 ORANGE J	0
2110 ORANGE K	0
2111 ORANGE L	0
2112 ORANGE M	0
2200 ORANGE N	0
2200 ASHLEY A	0
2201 ASHLEY B	0
2300 OXFORD	0
2400 PORTER A	0
2401 PORTER B	0
2500 RADNOR A	0
2501 RADNOR B	0
2600 OSTRANDER	0
2700 SCIOTO A	0
2701 SCIOTO B	0
2800 THOMPSON	0
2900 TRENTON A	0
2901 TRENTON B	0
3000 TROY A	0
3001 TROY B	0

NUMBERED KEY CANVASS

RUN DATE:11/24/09 02:30 PM

DELAWARE COUNTY
NOVEMBER 3, 2009
GENERAL ELECTION

OFFICIAL RESULTS

REPORT-EL52

PAGE 0053

Member of Board of Education BIG WALNUT LOCAL
Vote For Not More Than 3

- 01 = ALLISON FAGAN
- 02 = VERNA HINES
- 03 = RON HOBELMAN

VOTES PERCENT

VOTES PERCENT

2,738 19.39
2,331 16.50
2,200 15.58

04 = STEVEN L. KRUPP
05 = ROBERT J. KUEDERLE, JR.
06 = PAMULA A. LILLIE

2,013 14.25
1,837 13.01
3,005 21.28

01 02 03 04 05 06

0700 SUNBURY A	280	199	202	165	265	258
0701 SUNBURY B	136	146	121	106	103	149
0702 SUNBURY C	122	169	117	102	74	169
0800 GALENA	71	78	78	66	44	87
0900 BERKSHIRE A	101	92	90	99	94	126
0901 BERKSHIRE B	199	192	188	139	138	211
1500 GENOA A	113	61	56	57	57	86
1501 GENOA B	108	71	91	60	94	110
1504 GENOA E	45	21	27	40	25	42
1505 GENOA F	143	93	132	104	82	138
1507 GENOA H	0	0	1	1	1	0
1509 GENOA J	60	45	63	65	41	61
1600 HARLEM A	174	128	152	144	91	175
1601 HARLEM B	200	131	116	156	92	180
1602 HARLEM C	161	147	127	130	101	207
1603 HARLEM D	66	53	42	58	27	71
1700 KINGSTON A	28	30	28	21	21	34
1701 KINGSTON B	173	148	128	127	141	201
2400 PORTER A	78	61	52	48	39	101
2401 PORTER B	162	152	104	83	90	181
TRENTON A	156	162	126	103	118	210
TRENTON B	162	152	159	139	99	208

NUMBERED KEY CANVASS

DELAWARE COUNTY
NOVEMBER 3, 2009
GENERAL ELECTION

OFFICIAL RESULTS

RUN DATE:11/24/09 02:30 PM

REPORT-EL52 PAGE 0054

Member of Board of Education BUCKEYE VALLEY LOCAL
Vote For Not More Than 3
01 = CANDIDATE WITHDREW
02 = MICHAEL S. BELL

VOTES PERCENT
0
2,450 34.37

03 = RODNEY H. BOESTER
04 = THOMAS L. SHEPPARD

VOTES PERCENT
2,257 31.66
2,422 33.97

	01	02	03	04
0404 DELAWARE CITY 4-E	0	0	0	0
0405 DELAWARE CITY 4-F	0	0	0	0
1100 BROWN A	0	147	123	143
1101 BROWN B	0	120	117	130
1300 CONCORD A	0	166	161	203
1302 CONCORD C	0	121	128	145
1303 CONCORD D	0	111	104	116
1304 CONCORD E	0	25	27	22
1305 CONCORD F	0	100	71	93
1306 CONCORD G	0	92	60	96
1400 DELAWARE A	0	3	0	2
1700 KINGSTON A	0	142	109	142
1901 LIBERTY B	0	6	6	6
2000 MARLBORO	0	64	56	60
2200 ASHLEY A	0	79	61	70
2201 ASHLEY B	0	88	51	65
2300 OXFORD	0	167	135	145
2500 RADNOR A	0	192	207	185
2501 RADNOR B	0	144	132	119
2600 OSTRANDER	0	84	88	79
2700 SCIOTO A	0	173	164	174
2701 SCIOTO B	0	211	235	209
2800 THOMPSON	0	90	89	93
3000 TROY A	0	118	126	115
3001 TROY B	0	7	7	10

Member of Board of Education OLENTANGY LOCAL

Vote For Not More Than 2

01 = JULIE FEASEL

02 = PATRICK J. GRUBBE

03 = DAVE KING

VOTES PERCENT

7,845 31.58
3,648 14.68
5,822 23.44

04 = MITCH KON

05 = LYNNE K. SCHOENLING

06 = JAY A. SIEFRING

VOTES PERCENT

1,504 6.05
2,405 9.68
3,619 14.57

01 02 03 04 05 06

0001 COLUMBUS A	157	53	115	19	52	55
0002 COLUMBUS B	97	34	59	14	37	23
0003 COLUMBUS C	129	48	83	16	61	52
0004 COLUMBUS D	68	24	46	10	38	25
0203 DELAWARE CITY 2-D	19	8	12	3	7	23
0304 DELAWARE CITY 3-E	5	2	1	1	3	0
0305 DELAWARE CITY 3-F	78	40	47	11	31	39
0405 DELAWARE CITY 4-F	0	0	0	0	0	0
0600 WESTERVILLE A	43	21	27	6	32	11
0900 BERKSHIRE A	20	8	13	5	11	10
0901 BERKSHIRE B	25	8	20	3	5	11
1000 BERLIN A	230	77	135	42	82	87
1001 BERLIN B	188	54	128	22	46	74
1002 BERLIN C	103	54	68	23	23	30
1003 BERLIN D	179	70	108	23	40	56
1004 BERLIN E	138	73	99	14	22	67
1302 CONCORD C	65	17	31	12	23	34
1304 CONCORD E	0	0	0	0	0	0
1305 CONCORD F	60	27	38	18	18	54
1306 CONCORD G	33	30	31	6	14	46
1401 DELAWARE A	25	12	25	6	10	12
1401 DELAWARE B	34	18	23	9	22	12
1501 GENOA B	27	8	13	3	11	7
1507 GENOA H	101	42	67	10	54	28
1511 GENOA L	189	67	123	11	70	57
1515 GENOA P	216	78	124	19	87	54
1800 POWELL A	162	80	120	38	55	72
1801 POWELL B	125	54	120	111	27	43
1802 POWELL C	211	98	169	75	35	96
1803 POWELL D	116	56	116	39	22	74
1804 POWELL E	167	75	145	62	56	64
1805 POWELL F	83	79	61	23	33	68
1806 POWELL G	197	111	150	52	76	96
1807 POWELL H	193	143	146	41	48	173
1900 LIBERTY A	181	75	153	30	35	115
1901 LIBERTY B	144	100	114	36	50	153
1902 LIBERTY C	194	85	156	44	69	125
1903 LIBERTY D	95	46	83	26	37	55
1904 LIBERTY E	119	61	119	50	28	51
1905 LIBERTY F	103	66	121	35	26	71
1906 LIBERTY G	93	54	84	38	39	59
1907 LIBERTY H	129	50	122	46	50	62
1908 LIBERTY I	237	111	171	43	81	120
1909 LIBERTY J	154	58	145	36	37	68
1910 LIBERTY K	139	70	122	24	57	91
2100 ORANGE A	219	87	161	24	68	51
2101 ORANGE B	212	102	172	55	72	119
2102 ORANGE C	151	56	112	14	28	63
2103 ORANGE D	201	114	151	12	62	71
2104 ORANGE E	153	47	127	27	36	52
2105 ORANGE F	224	91	184	27	27	84
2106 ORANGE G	100	26	61	11	44	25
2107 ORANGE H	252	74	148	33	61	69
2108 ORANGE I	201	179	140	22	71	141



NUMBERED KEY CANVASS

RUN DATE:11/24/09 02:30 PM

DELAWARE COUNTY
NOVEMBER 3, 2009
GENERAL ELECTION

OFFICIAL RESULTS

REPORT-EL52

PAGE 0056

Member of Board of Education OLENTANGY LOCAL
Vote For Not More Than 2
01 = JULIE FEASEL
02 = PATRICK J. GRUBBE
03 = DAVE KING

VOTES PERCENT

VOTES PERCENT

7,845 31.58
3,648 14.68
5,822 23.44

04 = MITCH KON
05 = LYNNE K. SCHOENLING
06 = JAY A. SIEFRING

1,504 6.05
2,405 9.68
3,619 14.57

(CONTINUED FROM PREVIOUS PAGE)

	01	02	03	04	05	06
2109 ORANGE J	139	46	81	13	39	38
2110 ORANGE K	163	69	115	23	48	39
2111 ORANGE L	238	112	162	25	53	118
2112 ORANGE M	252	142	168	30	63	84
2113 ORANGE N	269	158	187	33	73	142

NUMBERED KEY CANVASS

DELAWARE COUNTY
NOVEMBER 3, 2009
GENERAL ELECTION

OFFICIAL RESULTS

RUN DATE:11/24/09 02:30 PM

REPORT-EL52 PAGE 0057

Member of Board of Education DUBLIN CITY

VOTES PERCENT

VOTES PERCENT

Vote For Not More Than 3

01 = GWEN CALLENDER

02 = STU HARRIS

1,025 26.95

1,078 28.35

03 = LYNN B. MAY

04 = AARON MOORE

1,024 26.93

676 17.78

	01	02	03	04
0500 DUBLIN A	131	142	135	79
0501 DUBLIN B	135	140	141	75
0502 DUBLIN C	183	205	186	131
0503 DUBLIN D	189	207	177	125
1200 SHAWNEE HILLS	114	83	94	76
1301 CONCORD B	187	207	209	117
1304 CONCORD E	86	94	82	73
1306 CONCORD G	0	0	0	0

0500 DUBLIN A

0501 DUBLIN B

0502 DUBLIN C

0503 DUBLIN D

1200 SHAWNEE HILLS

1301 CONCORD B

1304 CONCORD E

1306 CONCORD G

NUMBERED KEY CANVASS

DELAWARE COUNTY
NOVEMBER 3, 2009
GENERAL ELECTION

OFFICIAL RESULTS

RUN DATE:11/24/09 02:30 PM

REPORT-EL52 PAGE 0058

Member of Board of Education WESTERVILLE CITY
Vote For Not More Than 3
01 = AL HAMMOND
02 = KEVIN W. HOFFMAN

VOTES PERCENT

VOTES PERCENT

2,356 15.86
4,390 29.55

03 = DENISE M. POPE
04 = KRISTINE E. ROBBINS

3,615 24.33
4,495 30.26

	01	02	03	04
0600 WESTERVILLE A	158	249	230	268
0601 WESTERVILLE B	176	333	287	326
0602 WESTERVILLE C	144	226	175	226
0603 WESTERVILLE D	127	243	236	252
0604 WESTERVILLE E	125	312	207	290
0605 WESTERVILLE F	110	181	189	193
1500 GENOA A	44	65	44	59
1502 GENOA C	124	241	178	239
1503 GENOA D	133	235	198	242
1504 GENOA E	134	289	202	290
1506 GENOA G	145	214	180	209
1507 GENOA H	106	159	133	167
1508 GENOA I	142	291	229	289
1509 GENOA J	141	265	209	281
1510 GENOA K	146	257	223	292
1511 GENOA L	10	21	24	27
1512 GENOA M	145	297	247	316
1513 GENOA N	155	291	252	314
1514 GENOA O	91	221	172	215

NUMBERED KEY CANVASS

DELAWARE COUNTY
NOVEMBER 3, 2009
GENERAL ELECTION

OFFICIAL RESULTS

RUN DATE:11/24/09 02:30 PM

REPORT-EL52

PAGE 0059

Member of Governing Board KNOX COUNTY EDUCATIONAL
Vote For Not More Than 3
01 = KENNETH RAY BOESHART
02 = JUDY C. KLAVINS

VOTES PERCENT

67 48.20
72 51.80

01 02

39 34
28 38

2400 PORTER A
2401 PORTER B

NUMBERED KEY CANVASS

DELAWARE COUNTY
NOVEMBER 3, 2009
GENERAL ELECTION

OFFICIAL RESULTS

RUN DATE:11/24/09 02:30 PM

REPORT-EL52 PAGE 0060

Member of Board of Education CENTERBURG LOCAL
Vote For Not More Than 3
01 = R. LEROY BUMPUS
02 = SHAWN CHRISTY
03 = ROGER CLARK

VOTES PERCENT

VOTES PERCENT

71 22.26 04 = TERRIE LEWIS
45 14.11 05 = NICOLE MCVICKER
48 15.05 06 = JASON ROGERS

58 18.18
40 12.54
57 17.87

	01	02	03	04	05	06
2400 PORTER A	32	19	25	28	20	43
2401 PORTER B	39	26	23	30	20	14

NUMBERED KEY CANVASS

DELAWARE COUNTY
NOVEMBER 3, 2009
GENERAL ELECTION

OFFICIAL RESULTS

RUN DATE:11/24/09 02:30 PM

REPORT-EL52 PAGE 0061

	VOTES	PERCENT	VOTES	PERCENT
Member of Governing Board LICKING COUNTY EDUCATIONAL				
Vote For Not More Than 3				
01 = FREDDIE LAELLA	7	23.33		
02 = DEAN A. RAMSEY	11	36.67	03 = JANINE C. SHIPLEY	12 40.00

	01	02	03	

1602 HARLEM C	0	1	0	
1603 HARLEM D	2	3	6	
2901 TRENTON B	5	7	6	

NUMBERED KEY CANVASS

DELAWARE COUNTY
NOVEMBER 3, 2009
GENERAL ELECTION

OFFICIAL RESULTS

RUN DATE:11/24/09 02:30 PM

REPORT-EL52

PAGE 0062

Member of Board of Education JOHNSTOWN - MONROE
Vote For Not More Than 2
01 = JOHN R. DAVIS, II
02 = TERRY HOLTER

VOTES PERCENT

4 44.44
5 55.56

01	02

1	0
3	5

1602 HARLEM C
1603 HARLEM D

NUMBERED KEY CANVASS

DELAWARE COUNTY
NOVEMBER 3, 2009
GENERAL ELECTION

OFFICIAL RESULTS

RUN DATE:11/24/09 02:30 PM

REPORT-EL52 PAGE 0063



VOTES PERCENT

VOTES PERCENT

Member of Board of Education NORTHRIDGE LOCAL

Vote For Not More Than 3

01 = MARK A. DANN

02 = BRENT E. GAREE

4 25.00
6 37.50

03 = CRESTON KING
04 = JEFFREY C. SCHROCK

2 12.50
4 25.00

01	02	03	04

4	6	2	4

2901 TRENTON B



NUMBERED KEY CANVASS

RUN DATE:11/24/09 02:30 PM

DELAWARE COUNTY
NOVEMBER 3, 2009
GENERAL ELECTION

OFFICIAL RESULTS

REPORT-EL52

PAGE 0064

VOTES PERCENT

Member of Governing Board MID-OHIO EDUCATIONAL
Vote For Not More Than 1
01 = DENNIS LEADER

52 100.00

01

2400 PORTER A

52

NUMBERED KEY CANVASS

DELAWARE COUNTY
NOVEMBER 3, 2009
GENERAL ELECTION

OFFICIAL RESULTS

REPORT-EL52 PAGE 0065

RUN DATE:11/24/09 02:30 PM

VOTES PERCENT

VOTES PERCENT

Member of Board of Education ELGIN LOCAL

Vote For Not More Than 3

01 = KEITH BENTLEY

02 = JENNIFFER M. BUCHANAN

03 = CONNIE S. DUNN

21 13.64

29 18.83

28 18.18

04 = KAY JEAN LAUER FURLONG

05 = CARSON WASSERBECK

35 22.73

41 26.62

01 02 03 04 05

21 29 28 35 41

2800 THOMPSON

NUMBERED KEY CANVASS

DELAWARE COUNTY
NOVEMBER 3, 2009
GENERAL ELECTION

OFFICIAL RESULTS

RUN DATE:11/24/09 02:30 PM

REPORT-EL52 PAGE 0066

VOTES PERCENT

VOTES PERCENT

Member of Board of Education HIGHLAND LOCAL

Vote For Not More Than 3

01 = KATHY D. BELCHER
02 = DAVID W. GLEASON

53 43.09
35 28.46

03 = ERIC T. THACKER

35 28.46

01	02	03
53	35	35

2400 PORTER A

NUMBERED KEY CANVASS

RUN DATE:11/24/09 02:30 PM

DELAWARE COUNTY
NOVEMBER 3, 2009
GENERAL ELECTION

OFFICIAL RESULTS

REPORT-EL52

PAGE 0067

VOTES PERCENT

VOTES PERCENT

Member of Board of Education NORTH UNION LOCAL

Vote For Not More Than 3

01 = KEVIN CROSTHWAITE

02 = DENNIS W. HALL

44 52.38

40 47.62

03 = WRITE-IN

0

01 02 03

2700 SCIOTO A

26 24 0

2701 SCIOTO B

2 1 0

2800 THOMPSON

16 15 0

State Issue #1
Vote For Not More Than 1
01 = YES
02 = NO

VOTES PERCENT

33,171 68.43
15,300 31.57

01 02

0001 COLUMBUS A	249	91
0002 COLUMBUS B	157	73
0003 COLUMBUS C	208	89
0004 COLUMBUS D	137	37
0100 DELAWARE CITY 1-A	142	50
0101 DELAWARE CITY 1-B	238	125
0102 DELAWARE CITY 1-C	175	81
0103 DELAWARE CITY 1-D	185	66
0104 DELAWARE CITY 1-E	186	106
0105 DELAWARE CITY 1-F	142	58
0106 DELAWARE CITY 1-G	230	120
0107 DELAWARE CITY 1 - H	222	70
0200 DELAWARE CITY 2-A	388	139
0201 DELAWARE CITY 2-B	270	153
0202 DELAWARE CITY 2-C	199	98
0203 DELAWARE CITY 2-D	189	66
0204 DELAWARE CITY 2-E	57	32
0205 DELAWARE CITY 2-F	92	32
0206 DELAWARE CITY 2-G	187	87
0300 DELAWARE CITY 3-A	129	23
0301 DELAWARE CITY 3-B	117	51
0302 DELAWARE CITY 3-C	152	45
0303 DELAWARE CITY 3-D	278	110
0304 DELAWARE CITY 3-E	191	89
0305 DELAWARE CITY 3-F	135	53
0400 DELAWARE CITY 4-A	260	125
0401 DELAWARE CITY 4-B	235	120
0402 DELAWARE CITY 4-C	238	127
0403 DELAWARE CITY 4-D	137	50
0404 DELAWARE CITY 4-E	294	89
0405 DELAWARE CITY 4-F	167	62
0500 DUBLIN A	169	94
0501 DUBLIN B	166	94
0502 DUBLIN C	242	107
0503 DUBLIN D	265	91
0600 WESTERVILLE A	424	173
0601 WESTERVILLE B	417	163
0602 WESTERVILLE C	276	110
0603 WESTERVILLE D	339	121
0604 WESTERVILLE E	321	156
0605 WESTERVILLE F	282	79
0700 SUNBURY A	522	184
0701 SUNBURY B	261	93
0702 SUNBURY C	265	107
0800 GALENA	155	69
0900 BERKSHIRE A	240	127
0901 BERKSHIRE B	382	212
1000 BERLIN A	301	147
1001 BERLIN B	234	139
1002 BERLIN C	169	49
1003 BERLIN D	229	97
1004 BERLIN E	170	100
1100 BROWN A	179	125
1101 BROWN B	162	101
1200 SHAWNEE HILLS	156	69



RUN DATE:11/24/09 02:30 PM

VOTES PERCENT

State Issue #1

Vote For Not More Than 1

01 = YES


02 = NO

33,171 68.43
15,300 31.57

(CONTINUED FROM PREVIOUS PAGE)

01 02

1300 CONCORD A	268	155
1301 CONCORD B	259	146
1302 CONCORD C	304	138
1303 CONCORD D	132	81
1304 CONCORD E	154	90
1305 CONCORD F	258	133
1306 CONCORD G	221	86
1400 DELAWARE A	157	87
1401 DELAWARE B	239	121
1500 GENOA A	251	136
1501 GENOA B	216	127
1502 GENOA C	362	130
1503 GENOA D	312	129
1504 GENOA E	456	172
1505 GENOA F	260	145
1506 GENOA G	282	130
1507 GENOA H	382	175
1508 GENOA I	352	146
1509 GENOA J	507	181
1510 GENOA K	405	152
1511 GENOA L	262	123
1512 GENOA M	397	156
1513 GENOA N	432	136
1514 GENOA O	284	116
1515 GENOA P	285	141
1600 HARLEM A	292	149
1601 HARLEM B	341	140
1602 HARLEM C	297	155
1603 HARLEM D	131	58
1700 KINGSTON A	277	142
1701 KINGSTON B	288	135
1800 POWELL A	221	120
1801 POWELL B	194	117
1802 POWELL C	309	147
1803 POWELL D	156	99
1804 POWELL E	295	118
1805 POWELL F	194	69
1806 POWELL G	332	153
1807 POWELL H	345	150
1900 LIBERTY A	257	127
1901 LIBERTY B	270	151
1902 LIBERTY C	315	155
1903 LIBERTY D	165	100
1904 LIBERTY E	186	103
1905 LIBERTY F	200	120
1906 LIBERTY G	190	99
1907 LIBERTY H	215	125
1908 LIBERTY I	327	190
1909 LIBERTY J	224	91
1910 LIBERTY K	269	110
2000 MARLBORO	68	49
2100 ORANGE A	279	139
2101 ORANGE B	374	138
2102 ORANGE C	171	89
2103 ORANGE D	302	151



RUN DATE:11/24/09 02:30 PM

VOTES PERCENT

State Issue #1

Vote For Not More Than 1

01 = YES

33,171 68.43

02 = NO

15,300 31.57

(CONTINUED FROM PREVIOUS PAGE)

01 02

2104 ORANGE E	195	95
2105 ORANGE F	254	123
2106 ORANGE G	142	56
2107 ORANGE H	286	151
2108 ORANGE I	310	182
2109 ORANGE J	181	65
2110 ORANGE K	224	89
2111 ORANGE L	263	184
2112 ORANGE M	327	144
2113 ORANGE N	399	170
2200 ASHLEY A	109	36
2201 ASHLEY B	97	36
2300 OXFORD	207	101
2400 PORTER A	262	120
2401 PORTER B	283	156
2500 RADNOR A	253	127
2501 RADNOR B	178	91
2600 OSTRANDER	115	55
2700 SCIOTO A	282	161
2701 SCIOTO B	294	165
2800 THOMPSON	173	101
2801 TRENTON A	300	148
2901 TRENTON B	316	166
3000 TROY A	244	112
3001 TROY B	244	121

RUN DATE:11/24/09 02:30 PM

VOTES PERCENT

State Issue #2

Vote For Not More Than 1

01 = YES

02 = NO

29,243 60.00
19,492 40.00

01 02

0001 COLUMBUS A	213	129
0002 COLUMBUS B	126	102
0003 COLUMBUS C	158	137
0004 COLUMBUS D	104	69
0100 DELAWARE CITY 1-A	137	58
0101 DELAWARE CITY 1-B	235	129
0102 DELAWARE CITY 1-C	157	97
0103 DELAWARE CITY 1-D	173	80
0104 DELAWARE CITY 1-E	186	106
0105 DELAWARE CITY 1-F	130	71
0106 DELAWARE CITY 1-G	194	154
0107 DELAWARE CITY 1 - H	206	89
0200 DELAWARE CITY 2-A	357	174
0201 DELAWARE CITY 2-B	265	158
0202 DELAWARE CITY 2-C	186	113
0203 DELAWARE CITY 2-D	166	93
0204 DELAWARE CITY 2-E	48	42
0205 DELAWARE CITY 2-F	84	40
0206 DELAWARE CITY 2-G	179	96
0300 DELAWARE CITY 3-A	102	48
0301 DELAWARE CITY 3-B	116	53
0302 DELAWARE CITY 3-C	127	69
0303 DELAWARE CITY 3-D	264	122
0304 DELAWARE CITY 3-E	169	113
0305 DELAWARE CITY 3-F	123	66
0400 DELAWARE CITY 4-A	228	163
0401 DELAWARE CITY 4-B	195	159
0402 DELAWARE CITY 4-C	193	169
0403 DELAWARE CITY 4-D	124	71
0404 DELAWARE CITY 4-E	261	125
0405 DELAWARE CITY 4-F	159	72
0500 DUBLIN A	135	128
0501 DUBLIN B	140	122
0502 DUBLIN C	182	168
0503 DUBLIN D	214	149
0600 WESTERVILLE A	331	266
0601 WESTERVILLE B	331	253
0602 WESTERVILLE C	198	185
0603 WESTERVILLE D	250	209
0604 WESTERVILLE E	254	218
0605 WESTERVILLE F	214	148
0700 SUNBURY A	463	243
0701 SUNBURY B	214	144
0702 SUNBURY C	245	132
0800 GALENA	146	78
0900 BERKSHIRE A	207	160
0901 BERKSHIRE B	337	260
1000 BERLIN A	313	151
1001 BERLIN B	227	145
1002 BERLIN C	141	80
1003 BERLIN D	204	122
1004 BERLIN E	167	105
1100 BROWN A	206	100
1101 BROWN B	170	100
1200 SHAWNEE HILLS	115	107



RUN DATE:11/24/09 02:30 PM

VOTES PERCENT

State Issue #2

Vote For Not More Than 1

01 = YES

29,243 60.00

02 = NO

19,492 40.00

(CONTINUED FROM PREVIOUS PAGE)

	01	02
1300 CONCORD A	278	145
1301 CONCORD B	215	188
1302 CONCORD C	289	156
1303 CONCORD D	141	75
1304 CONCORD E	123	121
1305 CONCORD F	235	158
1306 CONCORD G	177	129
1400 DELAWARE A	157	88
1401 DELAWARE B	215	146
1500 GENOA A	166	221
1501 GENOA B	206	145
1502 GENOA C	288	205
1503 GENOA D	240	202
1504 GENOA E	346	279
1505 GENOA F	233	180
1506 GENOA G	223	184
1507 GENOA H	304	249
1508 GENOA I	276	227
1509 GENOA J	390	297
1510 GENOA K	305	256
1511 GENOA L	221	168
1512 GENOA M	304	234
1513 GENOA N	336	233
1514 GENOA O	214	188
1515 GENOA P	219	203
1600 HARLEM A	281	166
1601 HARLEM B	280	207
1602 HARLEM C	288	169
1603 HARLEM D	117	72
1700 KINGSTON A	270	154
1701 KINGSTON B	288	142
1800 POWELL A	183	156
1801 POWELL B	152	165
1802 POWELL C	254	204
1803 POWELL D	154	111
1804 POWELL E	234	183
1805 POWELL F	155	114
1806 POWELL G	284	210
1807 POWELL H	287	214
1900 LIBERTY A	211	181
1901 LIBERTY B	291	141
1902 LIBERTY C	289	186
1903 LIBERTY D	138	126
1904 LIBERTY E	158	128
1905 LIBERTY F	188	128
1906 LIBERTY G	182	109
1907 LIBERTY H	167	175
1908 LIBERTY I	283	229
1909 LIBERTY J	180	134
1910 LIBERTY K	212	173
2000 MARLBORO	96	23
2100 ORANGE A	242	181
2101 ORANGE B	275	243
2102 ORANGE C	167	103
2103 ORANGE D	247	212



State Issue #2
Vote For Not More Than 1
01 = YES
02 = NO

VOTES PERCENT

29,243 60.00
19,492 40.00

(CONTINUED FROM PREVIOUS PAGE)

	01	02
2104 ORANGE E	182	109
2105 ORANGE F	215	161
2106 ORANGE G	112	88
2107 ORANGE H	252	189
2108 ORANGE I	295	196
2109 ORANGE J	140	106
2110 ORANGE K	171	140
2111 ORANGE L	264	185
2112 ORANGE M	279	199
2113 ORANGE N	350	216
2200 ASHLEY A	97	47
2201 ASHLEY B	88	46
2300 OXFORD	228	83
2400 PORTER A	254	136
2401 PORTER B	283	158
2500 RADNOR A	298	93
2501 RADNOR B	206	66
2600 OSTRANDER	128	45
2700 SCIOTO A	312	138
2701 SCIOTO B	335	127
2800 THOMPSON	215	63
2901 TRENTON A	299	157
2901 TRENTON B	308	175
3000 TROY A	255	103
3001 TROY B	254	110

NUMBERED KEY CANVASS

DELAWARE COUNTY
 NOVEMBER 3, 2009
 GENERAL ELECTION

OFFICIAL RESULTS

RUN DATE:11/24/09 02:30 PM

REPORT-EL52

PAGE 0074

State Issue #3

Vote For Not More Than 1

01 = YES

02 = NO

VOTES PERCENT

18,172 36.67
 31,383 63.33

	01	02
0001 COLUMBUS A	160	190
0002 COLUMBUS B	88	150
0003 COLUMBUS C	134	173
0004 COLUMBUS D	76	104
0100 DELAWARE CITY 1-A	93	103
0101 DELAWARE CITY 1-B	147	219
0102 DELAWARE CITY 1-C	112	146
0103 DELAWARE CITY 1-D	95	160
0104 DELAWARE CITY 1-E	122	172
0105 DELAWARE CITY 1-F	69	136
0106 DELAWARE CITY 1-G	142	209
0107 DELAWARE CITY 1 - H	133	161
0200 DELAWARE CITY 2-A	219	318
0201 DELAWARE CITY 2-B	162	265
0202 DELAWARE CITY 2-C	159	146
0203 DELAWARE CITY 2-D	115	144
0204 DELAWARE CITY 2-E	31	58
0205 DELAWARE CITY 2-F	72	54
0206 DELAWARE CITY 2-G	103	174
0300 DELAWARE CITY 3-A	81	73
0301 DELAWARE CITY 3-B	76	93
0302 DELAWARE CITY 3-C	88	112
0303 DELAWARE CITY 3-D	108	287
0304 DELAWARE CITY 3-E	101	184
0305 DELAWARE CITY 3-F	95	97
0400 DELAWARE CITY 4-A	124	265
0401 DELAWARE CITY 4-B	103	258
0402 DELAWARE CITY 4-C	122	243
0403 DELAWARE CITY 4-D	94	101
0404 DELAWARE CITY 4-E	186	202
0405 DELAWARE CITY 4-F	127	106
0500 DUBLIN A	76	190
0501 DUBLIN B	68	198
0502 DUBLIN C	101	250
0503 DUBLIN D	129	241
0600 WESTERVILLE A	194	415
0601 WESTERVILLE B	253	352
0602 WESTERVILLE C	112	287
0603 WESTERVILLE D	195	285
0604 WESTERVILLE E	155	340
0605 WESTERVILLE F	136	233
0700 SUNBURY A	286	440
0701 SUNBURY B	151	209
0702 SUNBURY C	120	257
0800 GALENA	97	129
0900 BERKSHIRE A	122	251
0901 BERKSHIRE B	206	395
1000 BERLIN A	161	302
1001 BERLIN B	134	248
1002 BERLIN C	99	126
1003 BERLIN D	131	199
1004 BERLIN E	78	201
1100 BROWN A	123	185
1101 BROWN B	99	170
1200 SHAWNEE HILLS	98	129



State Issue #3

VOTES PERCENT

Vote For Not More Than 1

01 = YES

18,172 36.67

02 = NO

31,383 63.33

(CONTINUED FROM PREVIOUS PAGE)

01 02

1300 CONCORD A	142	282
1301 CONCORD B	139	275
1302 CONCORD C	185	264
1303 CONCORD D	81	135
1304 CONCORD E	91	157
1305 CONCORD F	173	224
1306 CONCORD G	125	187
1400 DELAWARE A	111	132
1401 DELAWARE B	115	248
1500 GENOA A	113	283
1501 GENOA B	139	217
1502 GENOA C	215	297
1503 GENOA D	158	291
1504 GENOA E	249	392
1505 GENOA F	143	274
1506 GENOA G	161	260
1507 GENOA H	190	378
1508 GENOA I	198	321
1509 GENOA J	256	452
1510 GENOA K	182	396
1511 GENOA L	120	274
1512 GENOA M	192	374
1513 GENOA N	238	345
1514 GENOA O	149	263
1515 GENOA P	138	294
1600 HARLEM A	151	295
1601 HARLEM B	174	317
1602 HARLEM C	179	284
1603 HARLEM D	90	101
1700 KINGSTON A	171	255
1701 KINGSTON B	166	269
1800 POWELL A	100	242
1801 POWELL B	75	251
1802 POWELL C	162	304
1803 POWELL D	83	184
1804 POWELL E	156	267
1805 POWELL F	89	186
1806 POWELL G	192	311
1807 POWELL H	198	317
1900 LIBERTY A	121	275
1901 LIBERTY B	162	272
1902 LIBERTY C	161	323
1903 LIBERTY D	88	186
1904 LIBERTY E	73	217
1905 LIBERTY F	106	216
1906 LIBERTY G	91	206
1907 LIBERTY H	105	240
1908 LIBERTY I	187	336
1909 LIBERTY J	107	216
1910 LIBERTY K	114	276
2000 MARLBORO	42	76
2100 ORANGE A	143	287
2101 ORANGE B	159	366
2102 ORANGE C	106	168
2103 ORANGE D	138	332



State Issue #3
 Vote For Not More Than 1
 01 = YES
 02 = NO

VOTES PERCENT
 18,172 36.67
 31,383 63.33

(CONTINUED FROM PREVIOUS PAGE)

	01	02
2104 ORANGE E	88	205
2105 ORANGE F	118	264
2106 ORANGE G	81	126
2107 ORANGE H	164	289
2108 ORANGE I	176	324
2109 ORANGE J	90	160
2110 ORANGE K	131	187
2111 ORANGE L	153	309
2112 ORANGE M	214	278
2113 ORANGE N	232	351
2200 ASHLEY A	72	72
2201 ASHLEY B	69	64
2300 OXFORD	123	189
2400 PORTER A	152	246
2401 PORTER B	153	296
2500 RADNOR A	145	247
2501 RADNOR B	85	186
2600 OSTRANDER	73	103
2700 SCIOTO A	174	277
2701 SCIOTO B	169	294
2800 THOMPSON	116	160
2901 TRENTON A	167	290
2902 TRENTON B	158	332
3000 TROY A	170	190
3001 TROY B	146	219

RUN DATE:11/24/09 02:30 PM

VOTES PERCENT

Delaware County - 0.4 mill
 Vote For Not More Than 1
 01 = FOR THE TAX LEVY
 02 = AGAINST THE TAX LEVY

19,207 39.51
 29,409 60.49

 01 02

0001 COLUMBUS A	136	202
0002 COLUMBUS B	93	134
0003 COLUMBUS C	126	175
0004 COLUMBUS D	74	102
0100 DELAWARE CITY 1-A	72	121
0101 DELAWARE CITY 1-B	101	261
0102 DELAWARE CITY 1-C	91	165
0103 DELAWARE CITY 1-D	81	169
0104 DELAWARE CITY 1-E	76	213
0105 DELAWARE CITY 1-F	62	143
0106 DELAWARE CITY 1-G	103	244
0107 DELAWARE CITY 1 - H	100	192
0200 DELAWARE CITY 2-A	213	311
0201 DELAWARE CITY 2-B	135	281
0202 DELAWARE CITY 2-C	78	220
0203 DELAWARE CITY 2-D	75	179
0204 DELAWARE CITY 2-E	26	62
0205 DELAWARE CITY 2-F	37	84
0206 DELAWARE CITY 2-G	103	173
0300 DELAWARE CITY 3-A	56	92
0301 DELAWARE CITY 3-B	58	108
0302 DELAWARE CITY 3-C	71	121
0303 DELAWARE CITY 3-D	150	222
0304 DELAWARE CITY 3-E	118	165
0305 DELAWARE CITY 3-F	72	118
0400 DELAWARE CITY 4-A	127	258
0401 DELAWARE CITY 4-B	116	236
0402 DELAWARE CITY 4-C	111	251
0403 DELAWARE CITY 4-D	50	140
0404 DELAWARE CITY 4-E	140	243
0405 DELAWARE CITY 4-F	50	181
0500 DUBLIN A	96	164
0501 DUBLIN B	102	156
0502 DUBLIN C	140	205
0503 DUBLIN D	140	226
0600 WESTERVILLE A	283	304
0601 WESTERVILLE B	241	341
0602 WESTERVILLE C	171	217
0603 WESTERVILLE D	201	261
0604 WESTERVILLE E	217	264
0605 WESTERVILLE F	148	207
0700 SUNBURY A	322	383
0701 SUNBURY B	129	224
0702 SUNBURY C	141	228
0800 GALENA	73	149
0900 BERKSHIRE A	130	232
0901 BERKSHIRE B	210	381
1000 BERLIN A	157	301
1001 BERLIN B	169	208
1002 BERLIN C	87	135
1003 BERLIN D	158	171
1004 BERLIN E	128	146
1100 BROWN A	69	236
1101 BROWN B	69	198
1200 SHAWNEE HILLS	80	144



RUN DATE:11/24/09 02:30 PM

VOTES PERCENT

Delaware County - 0.4 mill
Vote For Not More Than 1
01 = FOR THE TAX LEVY
02 = AGAINST THE TAX LEVY

19,207 39.51
29,409 60.49

(CONTINUED FROM PREVIOUS PAGE)

	01	02
1300 CONCORD A	131	289
1301 CONCORD B	155	248
1302 CONCORD C	173	269
1303 CONCORD D	53	161
1304 CONCORD E	106	140
1305 CONCORD F	174	213
1306 CONCORD G	144	159
1400 DELAWARE A	64	180
1401 DELAWARE B	116	242
1500 GENOA A	144	243
1501 GENOA B	133	214
1502 GENOA C	271	226
1503 GENOA D	217	225
1504 GENOA E	292	338
1505 GENOA F	139	273
1506 GENOA G	202	208
1507 GENOA H	256	306
1508 GENOA I	278	229
1509 GENOA J	369	323
1510 GENOA K	255	308
1511 GENOA L	164	222
1512 GENOA M	275	281
1513 GENOA N	319	244
1514 GENOA O	190	217
1515 GENOA P	183	247
1600 HARLEM A	184	263
1601 HARLEM B	190	290
1602 HARLEM C	164	290
1603 HARLEM D	76	110
1700 KINGSTON A	138	283
1701 KINGSTON B	148	277
1800 POWELL A	159	180
1801 POWELL B	115	201
1802 POWELL C	206	250
1803 POWELL D	113	146
1804 POWELL E	185	224
1805 POWELL F	119	145
1806 POWELL G	205	287
1807 POWELL H	230	269
1900 LIBERTY A	169	219
1901 LIBERTY B	117	310
1902 LIBERTY C	145	333
1903 LIBERTY D	85	180
1904 LIBERTY E	126	159
1905 LIBERTY F	110	209
1906 LIBERTY G	115	176
1907 LIBERTY H	141	200
1908 LIBERTY I	219	294
1909 LIBERTY J	134	182
1910 LIBERTY K	169	215
2000 MARLBORO	29	87
2100 ORANGE A	199	227
2101 ORANGE B	217	296
2102 ORANGE C	133	136
2103 ORANGE D	189	268



Delaware County - 0.4 mill
Vote For Not More Than 1
01 = FOR THE TAX LEVY
02 = AGAINST THE TAX LEVY

VOTES PERCENT

19,207 39.51
29,409 60.49

(CONTINUED FROM PREVIOUS PAGE)

	01	02
2104 ORANGE E	141	149
2105 ORANGE F	183	197
2106 ORANGE G	88	113
2107 ORANGE H	227	213
2108 ORANGE I	211	283
2109 ORANGE J	120	125
2110 ORANGE K	148	166
2111 ORANGE L	193	268
2112 ORANGE M	216	268
2113 ORANGE N	248	329
2200 ASHLEY A	46	98
2201 ASHLEY B	49	84
2300 OXFORD	103	205
2400 PORTER A	119	272
2401 PORTER B	138	299
2500 RADNOR A	91	297
2501 RADNOR B	75	193
2600 OSTRANDER	63	110
2700 SCIOTO A	125	324
2701 SCIOTO B	120	341
2800 THOMPSON	68	206
2801 TRENTON A	173	277
2801 TRENTON B	174	309
3000 TROY A	72	286
3001 TROY B	122	239

Delaware County - 0.1 mill
Vote For Not More Than 1
01 = FOR THE TAX LEVY
02 = AGAINST THE TAX LEVY

VOTES PERCENT

15,821 32.80
32,417 67.20

	01	02
0001 COLUMBUS A	107	230
0002 COLUMBUS B	78	146
0003 COLUMBUS C	97	202
0004 COLUMBUS D	60	115
0100 DELAWARE CITY 1-A	66	125
0101 DELAWARE CITY 1-B	93	266
0102 DELAWARE CITY 1-C	83	169
0103 DELAWARE CITY 1-D	59	191
0104 DELAWARE CITY 1-E	86	205
0105 DELAWARE CITY 1-F	64	139
0106 DELAWARE CITY 1-G	97	246
0107 DELAWARE CITY 1 - H	100	191
0200 DELAWARE CITY 2-A	193	328
0201 DELAWARE CITY 2-B	137	279
0202 DELAWARE CITY 2-C	76	219
0203 DELAWARE CITY 2-D	77	181
0204 DELAWARE CITY 2-E	28	59
0205 DELAWARE CITY 2-F	31	89
0206 DELAWARE CITY 2-G	84	192
0300 DELAWARE CITY 3-A	49	97
0301 DELAWARE CITY 3-B	44	122
0302 DELAWARE CITY 3-C	72	123
0303 DELAWARE CITY 3-D	164	211
0304 DELAWARE CITY 3-E	92	188
0305 DELAWARE CITY 3-F	62	127
0400 DELAWARE CITY 4-A	155	230
0401 DELAWARE CITY 4-B	145	205
0402 DELAWARE CITY 4-C	124	235
0403 DELAWARE CITY 4-D	51	142
0404 DELAWARE CITY 4-E	129	254
0405 DELAWARE CITY 4-F	44	183
0500 DUBLIN A	84	174
0501 DUBLIN B	91	166
0502 DUBLIN C	119	220
0503 DUBLIN D	116	244
0600 WESTERVILLE A	211	375
0601 WESTERVILLE B	227	351
0602 WESTERVILLE C	134	246
0603 WESTERVILLE D	177	278
0604 WESTERVILLE E	194	281
0605 WESTERVILLE F	115	231
0700 SUNBURY A	255	447
0701 SUNBURY B	102	250
0702 SUNBURY C	120	237
0800 GALENA	54	167
0900 BERKSHIRE A	106	257
0901 BERKSHIRE B	166	419
1000 BERLIN A	119	334
1001 BERLIN B	124	249
1002 BERLIN C	71	152
1003 BERLIN D	114	212
1004 BERLIN E	95	173
1100 BROWN A	61	239
1101 BROWN B	61	206
1200 SHAWNEE HILLS	65	161



Delaware County - 0.1 mill
 Vote For Not More Than 1
 01 = FOR THE TAX LEVY
 02 = AGAINST THE TAX LEVY

VOTES PERCENT

15,821 32.80
 32,417 67.20

(CONTINUED FROM PREVIOUS PAGE)

	01	02
1300 CONCORD A	97	323
1301 CONCORD B	134	268
1302 CONCORD C	136	305
1303 CONCORD D	47	166
1304 CONCORD E	94	153
1305 CONCORD F	134	245
1306 CONCORD G	131	169
1400 DELAWARE A	69	174
1401 DELAWARE B	105	256
1500 GENOA A	125	259
1501 GENOA B	100	246
1502 GENOA C	236	251
1503 GENOA D	178	256
1504 GENOA E	237	385
1505 GENOA F	120	293
1506 GENOA G	175	230
1507 GENOA H	219	336
1508 GENOA I	235	269
1509 GENOA J	305	380
1510 GENOA K	223	333
1511 GENOA L	135	246
1512 GENOA M	246	297
1513 GENOA N	273	285
1514 GENOA O	155	242
1515 GENOA P	127	297
1600 HARLEM A	137	305
1601 HARLEM B	153	325
1602 HARLEM C	129	323
1603 HARLEM D	55	133
1700 KINGSTON A	110	308
1701 KINGSTON B	116	306
1800 POWELL A	110	226
1801 POWELL B	93	216
1802 POWELL C	133	318
1803 POWELL D	78	178
1804 POWELL E	145	262
1805 POWELL F	92	175
1806 POWELL G	139	349
1807 POWELL H	163	329
1900 LIBERTY A	132	255
1901 LIBERTY B	80	348
1902 LIBERTY C	118	359
1903 LIBERTY D	68	193
1904 LIBERTY E	84	200
1905 LIBERTY F	85	227
1906 LIBERTY G	100	185
1907 LIBERTY H	115	230
1908 LIBERTY I	168	344
1909 LIBERTY J	106	210
1910 LIBERTY K	135	245
2000 MARLBORO	21	97
2100 ORANGE A	161	255
2101 ORANGE B	184	324
2102 ORANGE C	91	172
2103 ORANGE D	154	300



Delaware County - 0.1 mill
Vote For Not More Than 1
01 = FOR THE TAX LEVY
02 = AGAINST THE TAX LEVY

VOTES PERCENT

15,821 32.80
32,417 67.20

(CONTINUED FROM PREVIOUS PAGE)

	01	02
2104 ORANGE E	96	192
2105 ORANGE F	126	249
2106 ORANGE G	81	117
2107 ORANGE H	180	253
2108 ORANGE I	142	347
2109 ORANGE J	96	146
2110 ORANGE K	121	194
2111 ORANGE L	149	305
2112 ORANGE M	146	331
2113 ORANGE N	191	386
2200 ASHLEY A	42	101
2201 ASHLEY B	40	93
2300 OXFORD	79	229
2400 PORTER A	92	290
2401 PORTER B	120	316
2500 RADNOR A	80	302
2501 RADNOR B	65	202
2600 OSTRANDER	47	125
2700 SCIOTO A	100	346
2701 SCIOTO B	102	357
2800 THOMPSON	53	219
2901 TRENTON A	139	315
2901 TRENTON B	133	344
3000 TROY A	80	279
3001 TROY B	102	260

Big Walnut Local School District

VOTES PERCENT

Vote For Not More Than 1

01 = FOR THE TAX LEVY

02 = AGAINST THE TAX LEVY

3,724 49.73
3,765 50.27

	01	02
0700 SUNBURY A	480	242
0701 SUNBURY B	189	170
0702 SUNBURY C	203	170
0800 GALENA	108	117
0900 BERKSHIRE A	163	166
0901 BERKSHIRE B	260	289
1500 GENOA A	97	163
1501 GENOA B	151	130
1504 GENOA E	59	89
1505 GENOA F	179	238
1507 GENOA H	0	1
1509 GENOA J	100	107
1600 HARLEM A	219	229
1601 HARLEM B	214	274
1602 HARLEM C	190	269
1603 HARLEM D	84	94
1700 KINGSTON A	44	56
1701 KINGSTON B	239	202
2400 PORTER A	84	116
2401 PORTER B	209	159
2900 TRENTON A	225	232
TRENTON B	227	252

Community Library
Vote For Not More Than 1
01 = FOR THE TAX LEVY
02 = AGAINST THE TAX LEVY

VOTES PERCENT

3,967 53.13
3,500 46.87

	01	02
0700 SUNBURY A	488	232
0701 SUNBURY B	227	134
0702 SUNBURY C	250	131
0800 GALENA	117	110
0900 BERKSHIRE A	188	139
0901 BERKSHIRE B	302	249
1500 GENOA A	104	153
1501 GENOA B	158	117
1504 GENOA E	72	77
1505 GENOA F	168	244
1507 GENOA H	1	0
1509 GENOA J	90	113
1600 HARLEM A	202	242
1601 HARLEM B	199	289
1602 HARLEM C	192	266
1603 HARLEM D	81	98
1700 KINGSTON A	48	52
1701 KINGSTON B	249	187
2400 PORTER A	90	110
2401 PORTER B	227	138
2900 TRENTON A	257	200
TRENTON B	257	219

NUMBERED KEY CANVASS

DELAWARE COUNTY
NOVEMBER 3, 2009
GENERAL ELECTION

OFFICIAL RESULTS

RUN DATE:11/24/09 02:30 PM

REPORT-EL52

PAGE 0085

Oxford Township
Vote For Not More Than 1
01 = FOR THE TAX LEVY
02 = AGAINST THE TAX LEVY

VOTES PERCENT

203 65.27
108 34.73

01 02

203 108

2300 OXFORD

NUMBERED KEY CANVASS

RUN DATE:11/24/09 02:30 PM

DELAWARE COUNTY
NOVEMBER 3, 2009
GENERAL ELECTION

OFFICIAL RESULTS

REPORT-EL52

PAGE 0086

Walmart - Sunday Sales
Vote For Not More Than 1
01 = YES
02 = NO

VOTES PERCENT

158 55.83
125 44.17

01 02

0304 DELAWARE CITY 3-E

158 125

NUMBERED KEY CANVASS

DELAWARE COUNTY
NOVEMBER 3, 2009
GENERAL ELECTION

OFFICIAL RESULTS

RUN DATE:11/24/09 02:30 PM

REPORT-EL52

PAGE 0087

Delaware Moose - Sunday Sales
Vote For Not More Than 1
01 = YES
02 = NO

VOTES PERCENT

239 67.51
115 32.49

01 02

239 115

0401 DELAWARE CITY 4-B

NUMBERED KEY CANVASS

RUN DATE:11/24/09 02:30 PM

DELAWARE COUNTY
NOVEMBER 3, 2009
GENERAL ELECTION

OFFICIAL RESULTS

REPORT-EL52

PAGE 0088

marco's - Weekly Sales
Vote For Not More Than 1
01 = YES
02 = NO

VOTES PERCENT

505 88.13
68 11.87

01 02

505 68

1510 GENOA K

NUMBERED KEY CANVASS

RUN DATE:11/24/09 02:30 PM

DELAWARE COUNTY
NOVEMBER 3, 2009
GENERAL ELECTION

OFFICIAL RESULTS

REPORT-EL52

PAGE 0089

G. Marco's - Sunday Sales
Vote For Not More Than 1
01 = YES
02 = NO

VOTES PERCENT

476 82.93
98 17.07

01 02

476 98

1510 GENOA K

NUMBERED KEY CANVASS

RUN DATE:11/24/09 02:30 PM

DELAWARE COUNTY
NOVEMBER 3, 2009
GENERAL ELECTION

OFFICIAL RESULTS

REPORT-EL52

PAGE 0090

Scoto Vending Sevices - Weekly Sales
Vote For Not More Than 1
01 = YES
02 = NO

VOTES PERCENT

257 62.08
157 37.92

01 02

257 157

2100 ORANGE A

NUMBERED KEY CANVASS

RUN DATE:11/24/09 02:30 PM

DELAWARE COUNTY
NOVEMBER 3, 2009
GENERAL ELECTION

OFFICIAL RESULTS

REPORT-EL52

PAGE 0091

Photo Vending Services - Sunday Sales
Vote For Not More Than 1
01 = YES
02 = NO

VOTES PERCENT

238 57.49
176 42.51

01 02

238 176

2100 ORANGE A

NUMBERED KEY CANVASS

DELAWARE COUNTY
NOVEMBER 3, 2009
GENERAL ELECTION

OFFICIAL RESULTS

RUN DATE:11/24/09 02:30 PM

REPORT-EL52

PAGE 0092

Walmart Supercenter - Sunday Sales
Vote For Not More Than 1
01 = YES
02 = NO

VOTES PERCENT

123 60.59
80 39.41

01 02

123 80

2106 ORANGE G

NUMBERED KEY CANVASS


DELAWARE COUNTY
NOVEMBER 3, 2009
GENERAL ELECTION

OFFICIAL RESULTS

RUN DATE:11/24/09 02:30 PM

REPORT-EL52

PAGE 0093


BW Rings, LLC - Weekly Sales
Vote For Not More Than 1
01 = YES
02 = NO

VOTES PERCENT

143 70.79
59 29.21

01 02

143 59

2106 ORANGE G

NUMBERED KEY CANVASS


DELAWARE COUNTY
NOVEMBER 3, 2009
GENERAL ELECTION

OFFICIAL RESULTS

RUN DATE:11/24/09 02:30 PM

REPORT-EL52

PAGE 0094


BW Kings, LLC - Sunday Sales
Vote For Not More Than 1
01 = YES
02 = NO

VOTES PERCENT

128 63.37
74 36.63

01 02

128 74

2106 ORANGE G

NUMBERED KEY CANVASS

DELAWARE COUNTY
NOVEMBER 3, 2009
GENERAL ELECTION

OFFICIAL RESULTS

RUN DATE:11/24/09 02:30 PM

REPORT-EL52

PAGE 0095

Thai Orchid Restaurant - Sunday Sales

VOTES PERCENT

Vote For Not More Than 1

01 = YES

405 81.33

02 = NO

93 18.67

01 02

1806 POWELL G

405 93

NUMBERED KEY CANVASS


DELAWARE COUNTY
NOVEMBER 3, 2009
GENERAL ELECTION

OFFICIAL RESULTS

RUN DATE:11/24/09 02:30 PM

REPORT-EL52

PAGE 0096

 Sunbury Mills Plaza - 115 Weekly Sales
Vote For Not More Than 1

VOTES PERCENT

01 = YES

597 82.69

02 = NO

125 17.31

01 02

0700 SUNBURY A

597 125

NUMBERED KEY CANVASS


DELAWARE COUNTY
NOVEMBER 3, 2009
GENERAL ELECTION

OFFICIAL RESULTS

RUN DATE:11/24/09 02:30 PM

REPORT-EL52

PAGE 0097

 Sunbury Mills Plaza - 115 Sunday Sales

VOTES PERCENT

Vote For Not More Than 1

01 = YES

560 77.56

02 = NO

162 22.44

01 02

560 162

0700 SUNBURY A

NUMBERED KEY CANVASS


DELAWARE COUNTY
NOVEMBER 3, 2009
GENERAL ELECTION

OFFICIAL RESULTS

RUN DATE:11/24/09 02:30 PM

REPORT-EL52

PAGE 0098

 Sunbury Mills Plaza - 175 Weekly Sales

VOTES PERCENT

Vote For Not More Than 1

01 = YES

589 82.96

02 = NO

121 17.04

01 02

0700 SUNBURY A

589 121

NUMBERED KEY CANVASS

RUN DATE:11/24/09 02:30 PM

DELAWARE COUNTY
NOVEMBER 3, 2009
GENERAL ELECTION

OFFICIAL RESULTS

REPORT-EL52

PAGE 0099

Sunbury Mills Plaza - 175 Sunday Sales

VOTES PERCENT

Vote For Not More Than 1

01 = YES

02 = NO

553 77.89

157 22.11

01 02

553 157

0700 SUNBURY A

NUMBERED KEY CANVASS

DELAWARE COUNTY
NOVEMBER 3, 2009
GENERAL ELECTION

OFFICIAL RESULTS

RUN DATE:11/24/09 02:30 PM

REPORT-EL52

PAGE 0100

Cvs/Pharmacy - Weekly Sales
Vote For Not More Than 1

VOTES PERCENT

01 = YES

218 61.24

02 = NO

138 38.76

01 02

218 138

0701 SUNBURY B

NUMBERED KEY CANVASS

DELAWARE COUNTY
NOVEMBER 3, 2009
GENERAL ELECTION

OFFICIAL RESULTS

RUN DATE:11/24/09 02:30 PM

REPORT-EL52

PAGE 0101

CVS/Pharmacy - Sunday Sales

VOTES PERCENT

Vote For Not More Than 1

01 = YES

205 57.58

02 = NO

151 42.42

01 02

205 151

0701 SUNBURY B

NUMBERED KEY CANVASS


RUN DATE:11/24/09 02:30 PM

DELAWARE COUNTY
NOVEMBER 3, 2009
GENERAL ELECTION

OFFICIAL RESULTS

REPORT-EL52

PAGE 0102


C-rc Career Center
Vote For Not More Than 1
01 = FOR THE TAX LEVY
02 = AGAINST THE TAX LEVY

VOTES PERCENT

5 20.00
20 80.00

01 02

0 1
0 12
5 7

1602 HARLEM C
1603 HARLEM D
2901 TRENTON B

NUMBERED KEY CANVASS

DELAWARE COUNTY
NOVEMBER 3, 2009
GENERAL ELECTION

OFFICIAL RESULTS

RUN DATE:11/24/09 02:30 PM

REPORT-EL52

PAGE 0103

VOTES PERCENT

Elgin Local School District
Vote For Not More Than 1

01 = FOR THE BOND ISSUE AND TAX LEVY

42 51.85

02 = AGAINST THE BOND ISSUE AND TAX LEV

39 48.15

01 02

2800 THOMPSON

42 39

NUMBERED KEY CANVASS

RUN DATE:11/24/09 02:30 PM

DELAWARE COUNTY
NOVEMBER 3, 2009
GENERAL ELECTION

OFFICIAL RESULTS

REPORT-EL52

PAGE 0104

Selover Public Library
Vote For Not More Than 1
01 = FOR THE TAX LEVY
02 = AGAINST THE TAX LEVY

VOTES PERCENT

42 38.18
68 61.82

01 02

42 68

2400 PORTER A

NUMBERED KEY CANVASS

RUN DATE:11/24/09 02:30 PM

DELAWARE COUNTY
NOVEMBER 3, 2009
GENERAL ELECTION

OFFICIAL RESULTS

REPORT-EL52

PAGE 0105

#48 Westerville City School District

VOTES PERCENT

Vote For Not More Than 1

01 = FOR THE TAX LEVY

4,627 55.09

02 = AGAINST THE TAX LEVY

3,772 44.91

	01	02
0600 WESTERVILLE A	222	275
0601 WESTERVILLE B	316	289
0602 WESTERVILLE C	229	170
0603 WESTERVILLE D	272	204
0604 WESTERVILLE E	320	172
0605 WESTERVILLE F	164	202
1500 GENOA A	55	77
1502 GENOA C	296	211
1503 GENOA D	250	201
1504 GENOA E	272	220
1506 GENOA G	196	223
1507 GENOA H	154	185
1508 GENOA I	320	204
1509 GENOA J	307	193
1510 GENOA K	316	260
1511 GENOA L	19	36
1512 GENOA M	329	242
1513 GENOA N	346	236
1514 GENOA O	244	172